



2021-2022 IUPUI BASKETBALL GAME NOTES

IUPUI

'03 NCAA TOURNAMENT, 2010 CBI, 2019 CIT

IUPUI (1-9) vs. MOREHEAD STATE (7-5)

December 21, 2021 - 7:00 p.m. | Indianapolis, Ind. | Indiana Farmers Coliseum (6,800)

SCHEDULE/RESULTS

(1-9, 0-2 HORIZON)

Date	Opponent	Result/Time
Nov. 3	# Anderson (ESPN+)	W, 74-60
Nov. 9	at Butler (FS1 Whiparound)	L, 47-56
Nov. 11	at Evansville (ESPN3)	L, 40-60
Nov. 15	^ vs. Denver	L, 47-63
Nov. 16	^ vs. Texas A&M-CC	L, 59-65
Nov. 17	^ at UTSA	L, 57-60
Nov. 23	Spalding Univ. (ESPN+)	W, 61-41
Dec. 2	*Detroit Mercy (ESPN+)	L, 45-69
Dec. 4	*Oakland (ESPN+)	L, 45-78
Dec. 10	at Tennessee State (ESPN+)	L, 44-70
Dec. 16	Chicago State (ESPN+)	L, 55-61
Dec. 21	Morehead State (ESPN+)	7:00 pm
Dec. 30	*Cleveland State (ESPN+)	7:00 pm
Jan. 1	*Purdue Fort Wayne (ESPN+)	2:00 pm
Jan. 6	*at Northern Kentucky (ESPN+)	7:00 pm
Jan. 8	*at Wright State (ESPN+)	2:00 pm
Jan. 10	*UIC (ESPN+)	7:00 pm
Jan. 13	*at Green Bay (ESPN+)	8:00 pm
Jan. 15	*at Milwaukee (ESPN+)	3:00 pm
Jan. 20	*Wright State (ESPN+)	7:00 pm
Jan. 22	*Northern Ky. (ESPN+)	12:00 pm
Jan. 27	*at Oakland (ESPN+)	7:00 pm
Jan. 29	*at Detroit Mercy (ESPN+)	1:00 pm
Feb. 3	*Youngstown State (ESPN+)	7:00 pm
Feb. 5	*Robert Morris (ESPN+)	12:00 pm
Feb. 10	*at Purdue Fort Wayne (ESPN+)	7:00 pm
Feb. 12	*at Cleveland State (ESPN+)	3:00 pm
Feb. 14	*at UIC (ESPN+)	8:00 pm
Feb. 17	*at Robert Morris (ESPN+)	7:00 pm
Feb. 19	*at Youngstown State (ESPN+)	2:00 pm
Feb. 24	*Milwaukee (ESPN+)	8:00 pm
Feb. 26	*Green Bay (ESPN+)	tba
Mar. 1	& HL Tourney - 1st Round	tba
Mar. 3	& HL Tourney - Quarterfinals	tba
Mar. 7	& HL Tourney - Semifinals	tba
Mar. 8	& HL Tourney - Championship	tba

home games listed in **bold**
 * denotes Horizon League games
 ^ 210 San Antonio Shootout (San Antonio, Texas)
 & denotes Horizon League Tournament games
 (quarterfinals on campus sites / semis and finals in Indy)

MEDIA COVERAGE

TV: ESPN+

Video Stream: ESPN+

Greg Rakestraw (pxp);

Bob Lovell (analyst)

Live Stats: IUPUIJags.com

Twitter: @IUPUIJaguars / @IUPUIMensBball

MBB CONTACT

Ed Holdaway - IUPUI Assistant AD

Email: eholdawa@iupui.edu

Twitter: @EdHoldaway

Cell: 317-908-2645

STAT BREAKDOWN

NET	KenPom	RPI	BPI	NET	KenPom	RPI	BPI
355	355	355	352	115	151	42	190
50.0				69.8			
62.3				65.8			
-12.3				+4.0			
.369				.454			
.403				.436			
33.2 (+0.0)				36.8 (+5.9)			
.266				.364			
.317				.370			
.636				.636			
9.7				16.7			
17.8 (-3.9)				14.8 (-1.9)			

SERIES BREAKDOWN

Overall:	3-2
Crenshaw vs. MSU:	0-0
at Morehead:	1-2
at IUPUI:	2-0
neutral:	0-0
Last Meeting:	Dec. 4, 2019
Outcome:	MSU 56-51 (in Morehead)
Streak:	IUPUI has lost 2

Opponent Stat Leaders

Points:	Johni Broome (15.3 ppg)
Rebounds:	Johni Broome (10.3 rpg)
Assists:	Ta'lon Cooper (6.6 apg)
Threes Made:	Tray Hollowell (35)
Blocked Shots:	Johni Broome (41)
Steals:	Skyelar Potter (16)
Minutes Played:	Ta'lon Cooper (33.6 mpg)

THE JAGUARS

PROBABLE STARTERS (based on last game)

No.	Name	Yr.	Pos.	Ht.	Hometown	PPG	RPG	APG	FG%	3FG%	FT%
00	B.J. Maxwell	Gr.	G/F	6-5	Austin, Texas	13.3	5.2	0.4	.366	.244	.818
1	KJ Pruitt	Fr.	G	6-4	Lewisville, Texas	5.0	3.1	1.8	.413	.286	.615
4	Bakari LaStrap	So.	G	6-0	Houston, Texas	4.7	1.2	2.0	.367	.300	.533
25	Boston Stanton III	Fr.	G	6-5	Denver, Colo.	4.5	2.0	1.4	.258	.286	.375
23	Chuks Isitua	Fr.	F/C	6-11	Lagos, Nigeria	4.0	2.4	0.3	.609	---	.632

OFF THE BENCH

2	Bobby Harvey	Sr.	G	6-3	Chicago, Ill.	4.2	2.6	0.8	.271	.323	.667
5	Nathan McClure	Jr.	G	6-4	Houston, Texas	3.8	3.9	0.8	.349	.185	.600
10	Mike DePersia	Jr.	G	5-11	Cherry Hill, N.J.	3.9	1.9	2.1	.391	.357	.444
12	Azariah Seay	Sr.	G	6-4	Montgomery, Ala.	4.5	2.6	0.5	.356	.217	.667
24	Jonah Carrasco	Sr.	F	6-9	Wichita, Kan.	2.9	3.3	0.1	.478	---	.583
33	Dimitar Pandev	Sr.	F	6-10	Strumica, Macedonia	2.1	1.9	0.2	.529	.250	.667

QUICK HITTERS

■ Tonight's game is the sixth meeting all-time between IUPUI and Morehead State with the Jaguars owning a 3-2 lead in the all-time series. IUPUI is 2-0 in the two meetings in Indianapolis, winning in both 2001 and 2017. MSU has won the two most recent meetings, both in Kentucky, in 2018 and 2019. Tonight's game concludes the recent home-and-home series that began in December 2019.

■ IUPUI enters play ranked 63rd in the country in scoring defense, holding opponents to 62.3 points per game to lead the Horizon League. The Jags have held six of their 10 foes to under 40 percent shooting this season and have yet to allow an opponent to shoot better than 50 percent in a game this season.

■ Graduate transfer **B.J. Maxwell** is among the Horizon League leaders in scoring (13.3 ppg), rebounding (5.2 rpg), minutes played (32.0 mpg) and free throw percentage (81.8%). Maxwell has led IUPUI in scoring in eight of his nine appearances this season and is coming off a career-high 20 points (6-11 FG, 3-4 3's, 5-5 FT) against Chicago State last week.

■ Only two players have started all 10 games for the Jaguars this season - true freshmen **KJ Pruitt** and **Boston Stanton III**. Amazingly, IUPUI has only had two primary freshman starters in a season once in the program's Division I era as both Aaron Brennan and D.J. McCall were consistent starters during the 2014-2015 season.

■ IUPUI is currently 1-9 for the first time this season as the previous worst 10-game starts were 2-8 efforts, which has happened eight different times. The most recent 2-8 start came in 2019 en route to a 7-25 finish. Included in that 2-8 start was the most recent meeting with Morehead State as the Jaguars lost that contest in Morehead, Ky., 56-51.

■ In his first season, head coach and IUPUI Hall of Famer **Matt Crenshaw** inherited a roster that lost the program's all-time leader in threes made (**Jaylen Minnett**, grad transfer at Missouri State), all-time rebounding leader (**Elyjah Goss**, playing professionally in Sweden) and a two-time All-Horizon League guard and 1,000 point scorer (**Marcus Burk**, playing for the G League Grand Rapids Gold). The Jags returned just two starters in Mike DePersia and Nathan McClure and just 32.5 percent of its scoring from a season ago.

2021-2022 ROSTER

NUMERIC ROSTER

##	Name	Pos.	Ht.	Wt.	Yr.	Hometown/High School (Previous)
00	B.J. Maxwell	G/F	6-5	200	Gr.	Austin, Texas/LBJ (St. Edward's (Tex.) Univ.)
1	KJ Pruitt	G	6-4	203	Fr.	Lewisville, Texas/Sunrise Christian Academy
2	Bobby Harvey	G	6-3	200	Sr.	Chicago, Ill./Hillcrest (Wabash Valley (Ill.) College)
4	Bakari LaStrap	G	6-0	170	So.	Houston, Texas/The Woodlands Christian Academy
5	Nathan McClure	G	6-4	175	Jr.	Houston, Texas/Concordia Lutheran (State Fair (Mo.) C.C.)
10	Mike DePersia	G	5-11	175	Jr.	Cherry Hill, N.J./Haddonfield Memorial
11	Kaleb Edwards	G	6-3	175	Fr.	Fishers, Ind./Guerin Catholic
12	Azariah Seay	G	6-4	195	Sr.	Montgomery, Ala./Robert E. Lee (Blinn (Texas) College)
15	Zach Gunn	F	6-6	210	Gr.	Fishers, Ind./Hamilton Southeastern (Ball State)
20	Derek Petersen	G	6-2	175	Fr.	Greenwood, Ind./Greenwood Christian (Hope College)
23	Chuks Isitua	F/C	6-11	220	Fr.	Lagos, Nigeria/Jack Yates (Tex.)
24	Jonah Carrasco	F	6-9	220	Sr.	Wichita, Kan./Wichita North (Otero (Colo.) J.C.)
25	Boston Stanton III	G	6-5	190	Fr.	Denver, Colo./Denver East
33	Dimitar Pandev	F	6-10	225	Sr.	Strumica, Macedonia/The Skill Factory (Ga.) (Clarendon College)

Head Coach: Matt Crenshaw (1st season as HC - IUPUI, '04; 13th season at IUPUI)

Assistant Coach: Antwain Banks (1st season - IU Southeast, '04)

Assistant Coach: Tommy Strine (1st season - IPFW, '14)

Assistant Coach: Roy Hairston (3rd season - Purdue, '97)

Director of Operations: Aaron Evans (3rd season - Marian, '14)

ROSTER BREAKDOWNS

BY CLASS-

Freshmen: 5

Juniors: 2

Grads: 2

Sophomores: 1

Seniors: 4

BY PRIMARY POSITION-

Guards: 10

Centers: 0

Forwards: 4

BY HOME STATE/COUNTRY-

Texas: 4

Indiana: 3

Illinois/Alabama/Colorado/Kansas/

New Jersey/Macedonia/Nigeria: 1

PRONUNCIATION GUIDE

Jonah **CARRASCO** (cuh-RASS-ko)

CHUKS (CHOOKS) **ISITUA** (ee-see-TOO-uh)

DMITAR (DIM-ee-tar) **PANDEV** (PAN-dev)

AZARIAH (AZ-uh-rye-uh) **SEAY** (SAY)

RADIO / TV ROSTER




#00 - B.J. MAXWELL

6-5 // Gr. // G/F

Austin, Texas

Public Relations MA




#1 - KJ PRUITT

6-4 // Fr. // G

Lewisville, Texas

Sports Management



#2 - BOBBY HARVEY

6-3 // Sr. // G

Chicago, Ill.

General Studies



#4 - BAKARI LaSTRAP

6-0 // Soph. // G

Houston, Texas

Business




#5 - NATHAN McCLURE

6-4 // Jr. // G

Houston, Texas

General Studies



#10 - MIKE DePERSIA

5-11 // Jr. // G

Cherry Hill, N.J.

Finance



#11 - KALEB EDWARDS

6-3 // Fr. // G

Fishers, Ind.

Business




#12 - AZARIAH SEAY

6-4 // Sr. // G

Montgomery, Ala.

General Studies




#15 - ZACH GUNN

6-6 // Gr. // F

Fishers, Ind.

Organizational Leadership MS



#20 - DEREK PETERSEN

6-2 // R-Fr. // G

Greenwood, Ind.

Computer Engineering



#23 - CHUKS ISITUA

6-11 // Fr. // F/C

Lagos, Nigeria

OLS




#24 - JONAH CARRASCO

6-9 // Sr. // F

Wichita, Kan.

General Studies



#25 - BOSTON STANTON III

6-5 // Fr. // G

Denver, Colo.

Psychology



#33 - DIMITAR PANDEV

6-10 // Sr. // F

Strumica, Macedonia

General Studies



MATT CRENSHAW

Head Coach

13th season at IUPUI

1st season as HC



ANTWAIN BANKS

Assistant Coach

1st season



TOMMY STRINE

Assistant Coach

1st season



ROY HAIRSTON

Assistant Coach

3rd season

POLLS

ASSOCIATED PRESS

Week 7 - Dec. 20

Rank	Team (1st)
1.	Baylor (60)
2.	Duke
3.	Purdue
4.	Gonzaga
5.	UCLA
6.	Arizona (1)
7.	Kansas
8.	USC
9.	Iowa State
10.	Alabama
11.	Michigan State
12.	Auburn
13.	Houston
14.	Ohio State
15.	Seton Hall
16.	Texas
17.	LSU
18.	Xavier
19.	Tennessee
20.	Kentucky
21.	Colorado State
22.	Providence
23.	Villanova
24.	Wisconsin
25.	Texas Tech

COACHES

Week 7 - Dec. 20

Rank	Team (1st)
1.	Baylor (32)
2.	Duke
3.	Purdue
4.	Gonzaga
5.	Arizona
6.	UCLA
7.	Kansas
8.	Iowa State
9.	USC
10.	Michigan State
11.	Alabama
12.	Auburn
13.	Ohio State
14.	Houston
15.	Seton Hall
16.	LSU
17.	Texas
18.	Kentucky
19.	Tennessee
20.	Xavier
21.	Colorado State
22.	Villanova
23.	Providence
24.	Wisconsin
25.	Texas Tech

MID-MAJOR TOP 25

December 13

Rk	Team (1st)	Record	Pts.	Prev.	Conf.
1	Gonzaga (29)	8-2	773	1	West Coast
2	San Francisco (2)	10-0	737	2	West Coast
3	Loyola Chicago	9-2	694	4	Missouri Valley
4	Iona	9-2	627	5	Metro Atlantic
5	BYU	8-2	622	3	West Coast
6	Saint Mary's	9-2	598	8	West Coast
7	Belmont	8-3	595	7	Ohio Valley
8	Chattanooga	9-1	497	11	Southern
9	Weber State	9-1	466	6	Big Sky
10	Murray State	8-1	448	20	Ohio Valley
11	South Dakota State	9-3	444	9	Summit
12	Ohio	7-2	431	12	Mid-American
13	Oakland	7-3	342	10	Horizon
14	New Mexico State	8-2	337	15	Western Athletic
15	Drake	6-4	315	13	Missouri Valley
16	James Madison	9-2	228	NR	Colonial
17	Monmouth	8-2	221	21	Metro Atlantic
18	Toledo	7-3	202	16	Mid-American
19	Southern Utah	7-3	192	NR	Big Sky
20	UC Irvine	5-2	186	18	Big West
21	Boston University	9-3	120	NR	Patriot
22	Buffalo	6-3	112	24	Mid-American
23	Furman	7-3	99	17	Southern
24	Utah Valley	7-3	94	14	Western Athletic
25	Akron	6-3	74	NR	Mid-American

HORIZON LEAGUE PRESEASON POLLS

Pl. School (1st-place) - Votes

1.	Cleveland State (30) - 502
2.	Wright State (9) - 463
3.	Northern Kentucky (1) - 406
4.	Milwaukee (2) - 396
5.	Detroit Mercy (2) - 350
6.	Oakland - 340
7.	Youngstown State - 214
8.	UIC - 204
9.	Purdue Fort Wayne - 169
10.	Robert Morris - 157
11.	Green Bay - 146
12.	IUPUI - 85

Preseason POTY: Antoine Davis, Detroit Mercy First Team (alphabetical order by school)

Torrey Patton, Cleveland State
Antoine Davis, Detroit Mercy
Patrick Baldwin Jr., Milwaukee
Jalen Moore, Oakland
Grant Basile, Wright State

Second Team (alphabetical order by school)

DeAndre Gholston, Milwaukee
Trevon Faulkner, Northern Kentucky
Marques Warrick, Northern Kentucky
Jarred Godfrey, Purdue Fort Wayne
Tanner Holden, Wright State

HORIZON LEAGUE

HORIZON LEAGUE STANDINGS

through games on Dec. 19

Team	Overall (Pct.)	HL (Pct.)
Oakland.....	7-3 (.700)	2-0 (1.000)
Youngstown State	7-3 (.700)	2-0 (1.000)
Cleveland State	6-3 (.667)	2-0 (1.000)
Detroit Mercy.....	4-7 (.364)	2-0 (1.000)
Purdue Fort Wayne.....	5-5 (.500)	1-1 (.500)
Wright State	3-7 (.300)	1-1 (.500)
Green Bay	2-8 (.200)	1-1 (.500)
Milwaukee.....	2-8 (.200)	1-1 (.500)
Northern Kentucky	4-6 (.400)	0-2 (.000)
UIC	4-7 (.364)	0-2 (.000)
IUPUI.....	1-9 (.100)	0-2 (.000)
Robert Morris	1-9 (.100)	0-2 (.000)

HORIZON LEAGUE SCHEDULE

Date	Game	Time
12/21	Cleveland St. at Kent State	6pm
	Morehead St. at IUPUI	7pm
	Wright St. at NC State	7pm
	Purdue Fort Wayne at Michigan	7pm
	Oakland at Michigan St.	7:30pm
12/22	Youngstown St. at West Virginia	6pm
	Robert Morris at Saint Francis	7pm
	Northern Ky. at Indiana	7pm
	Green Bay at Minnesota	8pm
12/23	St. Xavier (Ill.) at Milwaukee	2pm
12/30	Milwaukee at Wright State	7pm
	Youngstown State at Detroit Mercy	7pm
	Robert Morris at Oakland	7pm
	Green Bay at Northern Ky.	7pm
	Cleveland St. at IUPUI	7pm
	Purdue Fort Wayne at UIC	8pm
1/1	Purdue Fort Wayne at IUPUI	2pm
	Milwaukee at Northern Ky.	2pm
	Green Bay at Wright St.	2pm
	Robert Morris at Detroit Mercy	3pm
	Youngstown St. at Oakland	3pm
	Cleveland St. at UIC	4:12pm
1/5	Youngstown St. at Robert Morris	7pm
	Oakland at Detroit Mercy	7pm
	Purdue Fort Wayne at Cleveland St.	7pm
	Milwaukee at Green Bay	8pm
1/6	UIC at Wright St.	7pm
	IUPUI at Northern Ky.	7pm
1/7	Green Bay at Oakland	7pm
	Milwaukee at Detroit Mercy	7pm
	Purdue Fort Wayne at Youngstown St.	7pm
	Cleveland St. at Robert Morris	7pm
1/8	UIC at Northern Kentucky	2pm
	IUPUI at Wright State	2pm
1/9	Purdue Fort Wayne at Robert Morris	1pm
	Green Bay at Detroit Mercy	1pm
	Cleveland St. at Youngstown St.	2pm
	Milwaukee at Oakland	4pm
1/10	Wright St. at Northern Kentucky	6pm
	UIC at IUPUI	7pm

IUPUI IN HORIZON LEAGUE STATS

through games on Dec. 19 [denotes NCAA ranking]

Category	HL [Nat Rk.]	Stat
Scoring	12th.....	50.00 ppg
Scoring Defense.....	1st [63rd].....	62.30 ppg
Scoring Margin	12th.....	-12.30 ppg
Free Throw %	11th.....	63.6%
Field Goal %.....	12th.....	36.9%
Field Goal % Def.	3rd	40.3%
3Pt Field Goal %	10th.....	26.6%
3Pt Field Goal % Def	5th	31.7%
Rebounding Offense	8th	33.20 rpg
Rebounding Defense.....	4th	33.20 rpg
Rebounding Margin	3rd	+0.00 rpg
Blocked Shots	9th	2.70 bpg
Assists	12th.....	9.70 apg
Steals	11th.....	4.60 spg
Turnover Margin.....	12th.....	-3.90 to/g
Turnovers.....	12th.....	17.80 to/g
Assist/TO Ratio.....	12th.....	0.54 a/to
Offensive Rebounds	3rd	10.20 rpg
Defensive Rebounds	9th	23.00 rpg
Offensive Reb. Pct.	2nd	30.6%
Defensive Reb. Pct.....	8th	69.5%
3FG Made	12th.....	5.40/game

Category	Rank	Stat
Scoring		
B.J. Maxwell	14th	13.33 ppg
Rebounding		
B.J. Maxwell	18th	5.22 rpg
FT Percentage		
B.J. Maxwell	6th	81.8%
Blocked Shots		
Jonah Carrasco	t-12th	0.70 bpg
Chuks Isitua	t-12th	0.70 bpg
Minutes Played		
B.J. Maxwell	14th	32.06 mpg

DEFENSIVE NUGGETS

IUPUI has been incredibly stingy all season long, holding six of 10 foes under 40 percent shooting and ranking 63rd in the country in scoring defense at 62.3 points allowed per game. They easily lead the Horizon League in that category as Youngstown State is second in the league at 65.6 points allowed per game.

No IUPUI opponent has topped 50 percent from the field in a game this season.

CLAMPS

IUPUI held Spalding to just 10 first half points in its 61-41 win over the Golden Eagles on Nov. 23. The 10 first half points matched the fewest by any team in the country this season. Below is the list of the five lowest offensive outputs in the country this season:

- 10 - Arizona State vs. Washington State (Dec. 1, 2021)
- 10 - IUPUI vs. Spalding [Non D1] (Nov. 13, 2021)
- 10 - Georgia State vs. Brewerton [Non D1] (Nov. 9, 2021)
- 12 - Detroit Mercy vs. IUPUI (Dec. 2, 2021)
- 12 - Pacific vs. Chicago State (Nov. 22, 2021)

The 41 points allowed matched the fewest by an IUPUI opponent in program history, tying the 41 scored by Indiana State on Dec. 23, 2008 in the Jaguars' 62-41 victory.

REVERSALS

The recent loss to Chicago State saw a game that went against two season-long trends for the Jaguars.

On the plus side, IUPUI curbed the season-long issue with turnovers, committing just 11 against the Cougars while forcing 23 CSU miscues. IUPUI came in averaging more than 18 turnovers per game - last in the country in that category. The Jags' 11 turnovers were their second-fewest in a game this season and fewest since committing nine in the season opener at Butler. Given the discrepancy in turnovers, IUPUI outscored the Cougars 22-5 in points off turnovers.

However, the typically dependable rebounding IUPUI team was outrebounded by a wide margin - 47-20. IUPUI had been outrebounded in a game just twice all season and came into play outrebounding opponents by more than three boards per game. The -20 rebounding margin was the Jaguars' worst in a game since Jan. 20, 2018 when YSU outrebounded IUPUI by a similar 20-board margin (39-19).

TWO CAREER NIGHTS

Two Jags posted new career highs against Chicago State last week as graduate transfer B.J. Maxwell pumped in 20 points (6-11 FG, 3-4 3's, 5-5 FT) and Azariah Seay tallied 15 points (5-10 FG, 3-4 3's, 2-2 FT), all coming in a span on 6:54 late in the second half before he fouled out with 31 seconds to play.

Maxwell's 20 points were the most in a game by an IUPUI player this season while Seay hit for double-digits for just the fourth time in his two-year IUPUI career.

BY COMMITTEE

It's becoming evident that IUPUI's offense is going to come by committee this season as the Jaguars lack a true go-to-scorer. Through 10 games, IUPUI has had just 13 double-digit scoring games as B.J. Maxwell has done it seven times and six others have tallied 10-or-more once.

Conversely, IUPUI has eight players scoring more than 3.8 points per game.

Maxwell has led the team in scoring eight times and Bakari LaStrap and KJ Pruitt have each done it once.

TAP INTO THE RESERVES

With the committee approach being the case, IUPUI is averaging 18.6 points per game off the bench this season. IUPUI has received 10-or-more points from its bench in every game this season and peaked with a season-high 30 in the win over Spalding.

MAD MAX

Graduate transfer and former Detroit Titan B.J. Maxwell has been IUPUI's top weapon thus far, leading the team in scoring (13.3 ppg) and rebounding (5.2 rpg) and easily pacing the squad in field goal attempts (112), three-point attempts (45) and free throw attempts (33), despite missing a full game due to injury.

His 112 shot attempts are 23 percent of the team's tries as Boston Stanton III is second on the team with 62 attempts.

CRAFTY VETERAN

Maxwell is an interesting case study in today's new world of college basketball as he's entering his seventh year of college this season. After redshirting his opening season (2015-16) at Abilene Christian, he played three full seasons at ACU before transferring out for a fifth season. He played just two games at Detroit Mercy in 2019-20 before suffering a season ending injury and receiving another season of eligibility. He spent all of last season at Saint Edward's University in Austin, Texas, where he averaged 18.6 points and 5.3 boards per game while earning NABC Second Team All-District honors.

After all NCAA student-athletes were granted an additional year of eligibility due to COVID-19 issues, Maxwell opted to join the IUPUI program for a seventh season of schooling. He enters this season having played 94 collegiate basketball games and having scored 758 points across both NCAA Division I and II levels.

QUIET KJ

Freshman KJ Pruitt is quietly beginning to play really solid basketball and is second on the team in minutes played (270) and scoring (5.0 ppg) this season. Pruitt recently had his first career double-digit scoring game at Tennessee State on Dec. 10 and is averaging 5.7 points, 4.0 rebounds and 2.4 assists per game over his past seven games.

FEAR THE PANDA

After scoring just 13 points in the season's first eight games, senior Dimitar Pandev made the most of 13 minutes off the bench at Tennessee State on Dec. 10. Pandev came off the bench to score a career-high eight points (3-4 FG, 2-3 FT), grab five boards and block a shot. Pandev suffered a season-ending injury at Northern Kentucky

UNIVERSITY QUICK FACTS

Location	Indianapolis, Ind.
Founded	1969
Nickname	Jaguars
Colors	Red, gold & black
Enrollment	30,000
Affiliation	NCAA Division I
Conference	The Horizon League
Home Facility (Cap.)	Indiana Farmers Coliseum (6,800)
Chancellor	Dr. Nasser Paydar
Athletics Director	Dr. Roderick Perry
Website	www.IUPUIJags.com
Twitter	@IUPUIJaguars
Athletics Phone	(317) 278-5247
Mailing Address	1000 Waterway Blvd. Indianapolis, IN 46202

BASKETBALL HISTORY

First Yr. of basketball	1972
Seasons of basketball	51st
Seasons of Division I basketball	24th
Division I (1998-pres.) Record	290-337 (.463)
NCAA Appearances	1
Last NCAA Appearance	2003
Last Postseason Appearance	2019 (CIT - First Round)

UNIVERSITY NOTES

ABOUT THE UNIVERSITY

IUPUI is a public research university located in downtown Indianapolis that is the result of a merger of the Purdue Indianapolis Extension Center (1946) and Indiana University Indianapolis (1916). The merger was completed in 1969 and athletics began in 1972.

The university offers more than 200 degree programs and boasts an enrollment over 30,000 (22,000 undergrad and 8,000 postgrad). The university also boasts an endowment of more than \$850 million.

The university is ranked among the Top 200 "National Universities" and ranked 7th for "Up and Coming Schools." U.S. News has ranked IUPUI among the nation's elite for 13 straight years.

All total, the campus covers 509 acres and is located along Indy's Cultural Trail.

IUPUI includes the nation's largest nursing school, the second largest medical school in the country, the only dental school in the state, and the country's oldest school of physical education. IUPUI is among the top 20 campuses in the nation for graduate professional degrees conferred

ATHLETIC PROWESS

IUPUI was a primary beneficiary of the 1987 Pan-American Games in Indianapolis and continues to boast some world renowned facilities.

The IU Natatorium is located on the IUPUI campus and is among the best swimming & diving facilities in the world. It has hosted the U.S. Olympic Team Trials four different times and 12 NCAA National Championship meets. In addition, the 2017 World Juniors were held at IUPUI and 16 world records have been set in the Natatorium water.

Adjacent west is the Michael A. Carroll Track & Soccer Stadium which has hosted several USA Outdoor Track & Field Championships and NCAA Championships, along with the 1988 US Olympic Trials. Florence Griffith-Joyner set the 100m world record of 10.49 on the track.

In basketball circles, IUPUI is best known as the long-time host of the Nike All-American Camp, which was held on campus for two decades. The nation's top prep players and coaches from every level converged on campus for two weeks each summer in what was considered the elite college recruiting event of the year. Alum included LeBron James, Chris Webber, Allen Iverson, Kevin Garnett, Jason Kidd and Paul Pierce, among many others.

GEORGE HILL

IUPUI's best known basketball alum is current NBAer George Hill, who is in his 14th year in the league this season. Hill was originally drafted by the San Antonio Spurs (1st rd., 26th overall) in 2008.

He's played for the Spurs (2008-11), Indiana Pacers (2011-16), Utah Jazz (2016-17), Sacramento Kings (2017-18), Cleveland Cavaliers (2018), Milwaukee Bucks (2018-20), Oklahoma City Thunder (2020) and Philadelphia 76ers (2021) before returning to Milwaukee this season. He's played in 825 regular season games, making nearly 500 career starts and averaging 11.0 points and 3.2 assists per game in his NBA career. He led the league in three-point percentage 2019-20 at 46 percent and is a career 38.4 percent shooter.

Entering this season, he's played in 139 career playoff games, starting 91 times and averaging 11.4 points per game.

last season on Jan. 16, 2021 and is starting to round back into form this season.

OFFENSE IS OFFENSIVE

IUPUI is currently last in the nation in scoring offense (50.0 ppg) and 348th of 350 teams in turnovers per game (17.8 to/gm). The Jags have topped 50 points just three times this season and have topped 60 just once.

EXPERIENCE MATTERS

Despite having eight players classified as upperclassmen, the IUPUI roster entered this season without a ton of actual Division I experience. Mike DePersia (1,241 career minutes) and B.J. Maxwell (1,156 minutes between ACU and Detroit Mercy) are the only two to have played at least 1,000 career minutes. A third, Zach Gunn, was closing in on the number having played 920 minutes in three seasons at Ball State, but will miss the entire season due to injury.

Six others in the IUPUI rotation entered this season having played fewer than 400 career minutes in Nathan McClure (388), Azariah Seay (376 between IUPUI and Alabama State), Bobby Harvey (255), Bakari LaStrap (234), Dimitar Pandev (62) and Jonah Carrasco (49).

FRESH STARTERS

Rarely have freshmen cracked IUPUI's starting five in the program's Division I era. It's super rare to have multiple freshmen starting, but that's the case for the Jags as both KJ Pruitt and Boston Stanton III are the only two Jags to have started all 10 games this season. Here's a look at other freshmen who have started more than half of the team's games in a given season in the D1 era.

Aaron Brennan - 2014-15 (started 24 of 31 games)
Lyonell Gaines - 2011-12 (started 27 of 32 games)
Alex Young - 2008-09 (started 21 of 30 games)
George Hill - 2004-05 (started 21 of 29 games)

Only one other time in the program's Division I era have the Jags had two freshmen as primary starters as Brennan and D.J. McCall were consistent starters in the 2014-2015 campaign.

JERSEY MIKE

Junior guard Mike DePersia ranked No. 3 in the country a year ago with a 3.74 assist-to-turnover ratio, delivering 71 assists against just 19 miscues. In league play, he upped that figure to 4.13. His 3.74 mark last season easily eclipsed the previous IUPUI single-season mark, which was 3.30 set by Taj Hawkins back in 2001-02.

DePersia tied IUPUI's single-game record with 14 assists in a game in a Feb. 12 win over UIC, doing so without committing a turnover. He had a six-game span where he didn't turn the ball over once, dishing out 31 assists during that span.

DePersia enters his third season with the program with a 2.56 career assist-to-turnover ratio, having distributed 156 assists against just 61 turnovers in an IUPUI uniform. The IUPUI career record in the category is 2.16 as Brady Adkins had 261 assists against just 121 turnovers from 1994-1996.

HOOSIER TIES

For the first time in program history, IUPUI opened the season with a starting five that didn't include an Indiana-native. In program history, 73 percent of the players have come from the state of Indiana and IUPUI has never started a game in the Division I era (1998-present) without having at least one Indiana-native included.

In fact, it's unlikely that IUPUI gets any contributions from any Indiana-natives this year as Zach Gunn will miss the season due to injury and non-scholarship freshmen Kaleb Edwards and Derek Petersen are expected to redshirt.

LONESTARS

IUPUI had never had a Texas-native in the program prior to 2019 when Taveion White joined the program. Fast forward to 2021-2022 and IUPUI has four Texas-natives (B.J. Maxwell, KJ Pruitt, Bakari LaStrap and Nathan McClure) on the team and a fifth who played high school in Texas in Chuks Isitua.

IUPUI signed another Texas-product for next season as well as 6-foot-3 guard Daylan Hamilton, who currently plays at Triton College, hails from Houston.

DEPARTED

IUPUI returns just 32.5 percent of its scoring from a season ago as the trio of Marcus Burk (21.7 ppg, 45 3's), Jaylen Minnett (16.4 ppg, 41 3's) and Elyjah Goss (11.1 ppg, 11.6 rpg) are all playing elsewhere this season.

Burk inked a deal with the G League Grand Rapids Gold (affiliate of the Denver Nuggets). Goss is playing professionally in Sweden and Minnett opted to play a graduate season at Missouri State.

Burk finished his two-year IUPUI career ranked No. 22 on the program's all-time scoring list with 1,072 points and Minnett finished No. 9 on the program's all-time scoring list with 1,403 career points and as the program's all-time leader in threes made (285). Goss closed his career as the program's all-time leader in rebounds (880) and a D1 record 25 double-doubles.

SEVEN BACK

IUPUI returns seven letterwinners and two starters - Mike DePersia (5.0 ppg, 3.9 apg) and Nathan McClure (4.4 ppg, 2.9 rpg). The other returning letterwinners are Azariah Seay (5.7 ppg), Bobby Harvey (5.6 rpg), Bakari LaStrap (2.8 ppg), Dimitar Pandev (1.6 ppg, 1.9 rpg) and Jonah Carrasco (0.3 ppg, 0.4 rpg).

FRESH FACES

Hired in April, head coach Matt Crenshaw had to build out his roster for this season in short order. He added five scholarship additions in graduate transfers Zach Gunn (Ball State) and B.J. Maxwell (St. Edward's University) and three freshmen in Chuks Isitua, KJ Pruitt and Boston Stanton III.

Gunn, who will miss the season due to an injury suffered in the preseason, played in 69 games and averaged 4.7 points per game during his four-year Ball State career. Maxwell, who played last season at Division II SEU in Austin, Texas, was the Lone Star Conference (LSC) Newcomer of the Year after averaging 18.6 points, 5.3 rebounds and 2.3 assists per game last season.

Isitua, a 6-foot-11 forward/center, was considered among the top recruits from the state of Texas and was named to the 2021 All-VYPE Houston Boys Public School Basketball Team.

Pruitt, a 6-foot-4 guard, was originally in the Class of 2020 before attending Sunrise Christian Academy last season and reclassifying to the 2021 class. He averaged 14.5 points, 6.0 rebounds and 4.5 assists per game as a senior at Lewisville (Texas) High School before suffering an injury in the season's final game.

Stanton III, the final addition to the program, is a 6-foot-5 guard from Denver East (Colo.) High School. He averaged 21.0 points, 5.6 rebounds and 2.7 assists per game as a junior, but had his senior year derailed by an injury and averaged just 14.2 points, 3.8 rebounds and 2.2 steals per game in five games.

SMALL WONDERS

IUPUI will most likely be undersized in each and every game this season as the average height on the IUPUI roster is just 6' 4 3/4" this season. The IUPUI roster boasts just three players taller than 6-foot-9 in Isitua (6-11), Pandev (6-10) and Carrasco (6-9).

Pandev played just 60 minutes last season before missing the final two months due to injury and Carrasco played just 50 minutes last season.

Given the lack of size, it's likely that Crenshaw will deploy a number of four guard and five guard combinations this season.

AROUND THE DEPARTMENT

KOEPPEN'S KIDS WIN THIRD STRAIGHT

The IUPUI men's cross country team capped the month of October with a third straight Horizon League title, winning the crown by a wide margin at Northview Church on Oct. 30. It marked the Jags third straight Horizon League title under longtime head coach Chuck Koeppen and fifth conference title in the program's history (two in The Summit, three in the Horizon). The Jags then capped the season by placing No. 10 in the NCAA Great Lakes Regional Championships, marking the third top-10 finish in program history.

Koeppen's squad is being recognized at tonight's game for their league title.

In addition, Koeppen announced the he's stepping down from the program's top spot, effective December 1 and his assistant, Justin Roeder, will take over the program's reins on an interim basis. Koeppen will remain with the program as an assistant coach through the end of the 2021-2022 campaign.

NEW HOME

The IUPUI athletic campus received a major boost this fall with the construction of new outdoor tennis courts, immediately south of Michael A. Carroll Stadium. The six outdoor courts are in the center of campus and include LED lighting.

The courts opened this fall and will officially begin hosting home matches later this spring.

POINT TAKEN

The IUPUI Athletics Department is currently going through the hiring process for a new Senior Associate Director of Athletics as Jaunelle White departed her post earlier this fall to take over as Director of Athletics at NAIA Point University in West Point, Ga.

BASKETBALL CENTRAL

A year after helping host the entire NCAA Men's Basketball Tournament in the Circle City, IUPUI will be slightly less busy this March. That said, IUPUI will serve as an institutional co-host for First and Second Round games this March inside Gainbridge Fieldhouse in downtown Indianapolis.

Also, the Horizon League Tournament will be held inside Indiana Farmers Coliseum for a third straight year in 2022.



2020-2021 MISCELLANEOUS STATISTICS

<i>IUPUI'S RECORD WHEN...</i>			
	'21-22	'21-22	Under
	Overall	HL Crenshaw	
Home:	1-3	0-2	1-3
Away:	0-4	0-0	0-4
Neutral:	0-2	0-0	0-2
Overtime:	0-0	0-0	0-0
Lead @ Halftime:	1-1	0-0	1-1
Trail @ Halftime:	0-7	0-2	0-7
Tied @ Halftime:	0-1	0-0	0-1
Leading w/ 5:00 left:	1-1	0-0	1-1
Trailing w/ 5:00 left:	0-8	0-2	0-8
Tied w/ 5:00 left:	0-0	0-0	0-0
Shooting 50% or better:	0-0	0-0	0-0
Shooting 40-50%:	1-1	0-0	1-1
Shooting less than 40%:	0-8	0-2	0-8
Opp. shoots 50% or better:	0-0	0-0	0-0
Opp. shoots 40-50%:	0-4	0-1	0-4
Opp. shoots less than 40%:	1-5	0-1	1-5
Shooting better % than opp.	1-3	0-0	1-3
Shooting worse % than opp.	0-6	0-2	0-6
Scoring less than 50:	0-6	0-2	0-6
Score 50-59 pts:	0-3	0-0	0-3
Score 60-69 pts:	1-0	0-0	1-0
Score 70-79 pts:	0-0	0-0	0-0
Score 80-89 pts:	0-0	0-0	0-0
Score 90+ pts:	0-0	0-0	0-0
Opp. scores less than 50:	1-0	0-0	1-0
Opp. scores 50-59 pts:	0-1	0-0	0-1
Opp. scores 60-69 pts:	0-6	0-1	0-6
Opp. scores 70-79 pts:	0-2	0-1	0-2
Opp. scores 80-89 pts:	0-0	0-0	0-0
Opp. scores 90+ pts:	0-0	0-0	0-0
Commit less TO than opp.	0-2	0-0	0-2
Commit more TO than opp.	0-7	0-2	0-7
Commit same TO as opp.	1-0	0-0	1-0
Outrebound opponent:	1-5	0-1	1-5
Outrebounded:	0-3	0-0	0-3
Rebounding is equal:	0-1	0-1	0-1
Bench outscores opp.:	1-3	0-1	1-3
Bench is outscored:	0-6	0-1	0-6
Bench scoring is equal:	0-0	0-0	0-0
Hit more FT than opp.:	1-1	0-0	1-1
Hit less FT than opp.:	0-8	0-2	0-8
Hit same FT as opp.:	0-0	0-0	0-0
Hit more 3's than opp.:	1-2	0-0	1-2
Hit less 3's than opp.:	0-6	0-2	0-6
Hit same 3's as opp.:	0-1	0-0	0-1
Decided by 5 pts or less:	0-1	0-0	0-1
Decided by 6-10 points:	0-3	0-0	0-3
Decided by 10+ points:	1-5	0-2	1-5
In home whites:	0-0	0-0	0-0
In grays:	1-4	0-2	1-4
In road blacks:	0-3	0-0	0-3
In road reds:	0-2	0-0	0-2
7 in double-digits:	0-0	0-0	0-0
6 in double-digits:	0-0	0-0	0-0
5 in double-digits:	0-0	0-0	0-0
4 in double-digits:	0-0	0-0	0-0
3 in double-digits:	0-0	0-0	0-0
2 in double-digits:	0-4	0-0	0-4
1 in double-digits:	1-4	0-2	1-4
0 in double-digits:	0-1	0-0	0-1
On Mondays:	0-1	0-0	0-1
On Tuesdays:	1-2	0-0	1-2
On Wednesdays:	0-1	0-0	0-1
On Thursdays:	0-3	0-1	0-3
On Fridays:	0-1	0-0	0-1
On Saturdays:	0-1	0-1	0-1
On Sundays:	0-0	0-0	0-0
In November:	1-5	0-0	1-5
In December:	0-4	0-2	0-4
In January:	0-0	0-0	0-0
In February:	0-0	0-0	0-0
In March:	0-0	0-0	0-0

CAREER DOUBLE-DIGIT PERFORMANCES/STARTS/DUNKS

Name	Sea	Car
Maxwell	7	7
Seay	1	4
DePersia	0	3
Harvey	1	3
LaStrap	1	2
McClure	1	2
Isitua	1	1
Pruitt	1	1

20+ Point Scoring Games

Name	Sea	Car
Maxwell	1	1

30+ Point Scoring Games

Name	Sea	Car
------	-----	-----

Double-Digit Reb. Games

Name	Sea	Car
Maxwell	1	1

Double-Doubles

Name	Sea	Car
Maxwell	1	1

Games Started

Name	Sea	Car
DePersia	1	28
McClure	8	20
Pruitt	10	10
Stanton III	10	10
Maxwell	9	9
Carrasco	8	8
Harvey	1	5
Pandev	0	3
Isitua	2	2
LaStrap	1	2
Seay	0	2

Dunks

Name	Sea	Car
Carrasco	4	5
Harvey	1	1
Isitua	1	1
LaStrap	0	1
Maxwell	1	1
McClure	0	1
Pruitt	1	1

TIMES LEADING THE TEAM IN...

Points Name	Sea	Car
Maxwell	7	7
Harvey	0	1
LaStrap	1	1
Pruitt	1	1

Rebounds
Name

Name	Sea	Cal
Maxwell	6	6
McClure	3	3
Pruitt	3	3
Harvey	1	1
Isitua	1	1
Pandev	1	1

Assists
Name

Name	Sea	Car
DePersia	1	20
LaStrap	5	7
Pruitt	3	3
McClure	1	2
Stanton III	2	2
Harvey	1	1
Pandev	1	1

Steals
Name

Name	Sea	Car
DePersia	1	13
LaStrap	4	7
Pruitt	5	5
McClure	3	4
Isitua	2	2
Maxwell	2	2
Seay	1	2
Harvey	1	1

Blocked Shots
Name _____

Name	Sea	Car
Carrasco	3	5
Isitua	3	3
McClure	0	3
DePersia	0	2
Maxwell	2	2
Pandev	1	2
Pruitt	2	2
Harvey	0	1
Maxwell	1	1

SPECIALTY STATS

PP = Points in the Paint; POT = Points off Turnover; 2nd = 2nd Chance Points; BP = Bench Points

[illegible]

WIN/LOSS MARGINS

Wins																1			
MARGIN	1	2	3	4	5	6	7	8	9	10	11-15	16-20	21-29	30+					
Losses			1				2				1	2	2	1					

2021-2022 IUPUI STATISTICS

Game Records

Record	Overall	Home	Away	Neutral
ALL GAMES	1-9	1-3	0-4	0-2
CONFERENCE	0-2	0-2	0-0	0-0
NON-CONFERENCE	1-7	1-1	0-4	0-2

Score by Periods

Team	1st	2nd	OT	TOT
IUPUI	216	284	0	500
Opponents	288	335	0	623

Team Box Score

No.	Player				Total		3-Point		F-Throw		Rebounds											
		GP-GS	MIN	AVG	FG-FGA	FG%	3FG-3FGA	3FG%	FT-FTA	FT%	OFF	DEF	TOT	AVG	PF	DQ	A	TO	BLK	STL	PTS	AVG
00	MAXWELL, B.J.	9-9	288:33	32.1	41-112	.366	11-45	.244	27-33	.818	14	33	47	5.2	24	0	4	20	5	9	120	13.3
1	PRUITT, KJ	10-10	270:12	27.0	19-46	.413	4-14	.286	8-13	.615	8	23	31	3.1	19	0	18	31	4	10	50	5.0
4	LASTRAP, Bakari	10-1	156:46	15.7	18-49	.367	3-10	.300	8-15	.533	1	11	12	1.2	19	0	20	29	0	7	47	4.7
25	STANTON III, Boston	10-10	223:04	22.3	16-62	.258	10-35	.286	3-8	.375	1	19	20	2.0	13	0	14	25	1	1	45	4.5
12	SEAY, Azariah	10-0	148:13	14.8	16-45	.356	5-23	.217	8-12	.667	11	15	26	2.6	18	1	5	14	1	5	45	4.5
2	HARVEY, Bobby	9-1	172:06	19.1	13-48	.271	10-31	.323	2-3	.667	4	19	23	2.6	18	1	7	7	1	3	38	4.2
23	ISITUA, Chuks	10-2	155:38	15.6	14-23	.609	0-0	.000	12-19	.632	9	15	24	2.4	26	1	3	12	7	3	40	4.0
10	DEPERSIA, Mike	7-1	134:56	19.3	9-23	.391	5-14	.357	4-9	.444	1	12	13	1.9	12	1	15	7	0	2	27	3.9
5	MCCLURE, Nathan	10-8	234:33	23.5	15-43	.349	5-27	.185	3-5	.600	9	30	39	3.9	25	0	8	8	0	5	38	3.8
24	CARRASCO, Jonah	10-8	148:51	14.9	11-23	.478	0-0	.000	7-12	.583	15	18	33	3.3	19	0	1	7	7	0	29	2.9
33	PANDEV, Dimitar	10-0	67:07	6.7	9-17	.529	1-4	.250	2-3	.667	5	14	19	1.9	3	0	2	7	1	1	21	2.1
Team											24	21	45					11				
Total		10	2000		181-491	.369	54-203	.266	84-132	.636	102	230	332	33.2	196	4	97	178	27	46	500	50.0
Opponents		10	2000		201-499	.403	64-202	.317	157-212	.741	101	231	332	33.2	145	1	102	139	23	82	623	62.3

Team Statistics

	IUPUI	OPP
Scoring	500	623
Points per game	50.0	62.3
Scoring margin	-12.3	-
Field goals-att	181-491	201-499
Field goal pct	.369	.403
3 point fg-att	54-203	64-202
3-point FG pct	.266	.317
3-pt FG made per game	5.4	6.4
Free throws-att	84-132	157-212
Free throw pct	.636	.741
F-Throws made per game	8.4	15.7
Rebounds	332	332
Rebounds per game	33.2	33.2
Rebounding margin	0.0	-
Assists	97	102
Assists per game	9.7	10.2
Turnovers	178	139
Turnovers per game	17.8	13.9
Turnover margin	-3.9	-
Assist/turnover ratio	0.5	0.7
Steals	46	82
Steals per game	4.6	8.2
Blocks	27	23
Blocks per game	2.7	2.3
Winning streak	0	-
Home win streak	0	-
Attendance	3118	11291
Home games-Avg/Game	4-780	4-2823
Neutral site-Avg/Game	-	2-173

Team Results

Date	Opponent		Score	Att.
11/09/2021	at Butler	L	47-56	7134
11/11/2021	at Evansville	L	40-60	3145
11/15/2021	vs Denver	L	47-63	197
11/16/2021	vs A&M-Corpus Christi	L	59-65	148
11/17/2021	at UTSA	L	57-60	678
11/23/2021	Spalding	W	61-41	603
12/02/2021	Detroit Mercy	L	45-69	892
12/04/2021	Oakland	L	45-78	898
12/10/2021	at Tennessee St.	L	44-70	334
12/16/2021	Chicago St.	L	55-61	725

2021-2022 IUPUI HORIZON LEAGUE ONLY STATISTICS

Game Records

Record	Overall	Home	Away	Neutral
ALL GAMES	0-2	0-2	0-0	0-0
CONFERENCE	0-2	0-2	0-0	0-0
NON-CONFERENCE	0-0	0-0	0-0	0-0

Score by Periods

Team	1st	2nd	OT	TOT
IUPUI	32	58	0	90
Opponents	74	73	0	147

Team Box Score

No.	Player				Total		3-Point		F-Throw		Rebounds											
		GP-GS	MIN	AVG	FG-FGA	FG%	3FG-3FGA	3FG%	FT-FTA	FT%	OFF	DEF	TOT	AVG	PF	DQ	A	TO	BLK	STL	PTS	AVG
00	MAXWELL, B.J.	2-2	66:40	33.3	12-27	.444	1-8	.125	4-6	.667	6	7	13	6.5	5	0	1	11	0	3	29	14.5
10	DEPERSIA, Mike	2-0	43:45	21.9	5-10	.500	2-6	.333	2-3	.667	1	3	4	2.0	3	0	6	3	0	1	14	7.0
2	HARVEY, Bobby	1-0	18:54	18.9	2-6	.333	2-3	.667	0-1	.000	0	2	2	2.0	5	1	0	3	0	0	6	6.0
1	PRUITT, KJ	2-2	63:49	31.9	5-13	.385	0-3	.000	0-0	.000	4	6	10	5.0	7	0	7	6	0	2	10	5.0
25	STANTON III, Boston	2-2	44:54	22.5	3-17	.176	2-10	.200	0-1	.000	1	0	1	0.5	3	0	0	5	0	0	8	4.0
23	ISITUA, Chuks	2-0	36:06	18.1	3-6	.500	0-0	.000	1-2	.500	2	5	7	3.5	8	1	0	1	1	2	7	3.5
24	CARRASCO, Jonah	2-2	34:58	17.5	1-4	.250	0-0	.000	5-6	.833	0	5	5	2.5	3	0	1	1	0	0	7	3.5
4	LASTRAP, Bakari	2-0	25:39	12.8	1-9	.111	1-3	.333	2-2	1.000	0	3	3	1.5	2	0	5	2	0	0	5	2.5
5	MCCLURE, Nathan	2-2	32:38	16.3	1-3	.333	0-1	.000	0-0	.000	0	4	4	2.0	6	0	0	3	0	0	2	1.0
12	SEAY, Azariah	2-0	23:41	11.8	1-3	.333	0-2	.000	0-0	.000	1	3	4	2.0	3	0	1	4	1	1	2	1.0
33	PANDEV, Dimitar	2-0	08:56	4.5	0-2	.000	0-1	.000	0-0	.000	3	3	6	3.0	2	0	0	4	0	0	0	0.0
Team											5	4	9				1					
Total		2	400		34-100	.340	8-37	.216	14-21	.667	23	45	68	34.0	47	2	21	44	2	9	90	45.0
Opponents		2	400		46-107	.430	16-53	.302	39-46	.848	20	47	67	33.5	27	0	27	23	6	18	147	73.5

Team Statistics

	IUPUI	OPP
Scoring	90	147
Points per game	45.0	73.5
Scoring margin	-28.5	-
Field goals-att	34-100	46-107
Field goal pct	.340	.430
3 point fg-att	8-37	16-53
3-point FG pct	.216	.302
3-pt FG made per game	4.0	8.0
Free throws-att	14-21	39-46
Free throw pct	.667	.848
F-Throws made per game	7.0	19.5
Rebounds	68	67
Rebounds per game	34.0	33.5
Rebounding margin	+0.5	-
Assists	21	27
Assists per game	10.5	13.5
Turnovers	44	23
Turnovers per game	22.0	11.5
Turnover margin	-10.5	-
Assist/turnover ratio	0.5	1.2
Steals	9	18
Steals per game	4.5	9.0
Blocks	2	6
Blocks per game	1.0	3.0
Winning streak	0	-
Home win streak	0	-
Attendance	1790	0
Home games-Avg/Game	2-895	0-0
Neutral site-Avg/Game	-	0-0

Team Results

Date	Opponent		Score	Att.
12/02/2021	Detroit Mercy	L	45-69	892
12/04/2021	Oakland	L	45-78	898

2021-2022 STATISTICAL SPLITS

Wins (1 total)

No.	Player				Total		3-Point		F-Throw		Rebounds											
		GP-GS	MIN	AVG	FG-FGA	FG%	3FG-3FGA	3FG%	FT-FTA	FT%	OFF	DEF	TOT	AVG	PF	DQ	A	TO	BLK	STL	PTS	AVG
4	LASTRAP, Bakari	1-0	19:34	19.6	3-5	.600	1-1	1.000	3-4	.750	0	3	3	3.0	4	0	2	5	0	1	10	10.0
12	SEAY, Azariah	1-0	18:15	18.3	3-4	.750	1-2	.500	1-2	.500	2	4	6	6.0	2	0	0	3	0	0	8	8.0
24	CARRASCO, Jonah	1-1	18:53	18.9	4-5	.800	0-0	.000	0-1	.000	4	2	6	6.0	2	0	0	1	2	0	8	8.0
25	STANTON III, Boston	1-1	26:19	26.3	2-8	.250	2-6	.333	2-2	1.000	0	0	0	0.0	2	0	2	3	0	0	8	8.0
33	PANDEV, Dimitar	1-0	15:58	16.0	3-5	.600	1-3	.333	0-0	.000	1	3	4	4.0	0	0	2	1	0	1	7	7.0
23	ISITUA, Chuks	1-0	15:57	16.0	1-2	.500	0-0	.000	3-4	.750	1	1	2	2.0	4	0	1	3	1	0	5	5.0
5	MCCLURE, Nathan	1-1	26:50	26.8	2-6	.333	0-3	.000	1-2	.500	2	5	7	7.0	1	0	1	0	0	0	5	5.0
1	PRUITT, KJ	1-1	31:02	31.0	2-5	.400	1-2	.500	0-0	.000	0	1	1	1.0	1	0	2	0	1	2	5	5.0
2	HARVEY, Bobby	1-1	27:12	27.2	2-8	.250	1-6	.167	0-0	.000	0	3	3	3.0	2	0	2	1	0	3	5	5.0
Team											2	3	5					2				
Total		1	200		22-48	.458	7-23	.304	10-15	.667	12	25	37	37.0	18	0	12	19	4	7	61	61.0
Opponents		1	200		16-44	.364	0-7	.000	9-13	.692	6	14	20	20.0	13	0	3	19	0	8	41	41.0

Losses (9 total)

No.	Player				Total		3-Point		F-Throw		Rebounds											
		GP-GS	MIN	AVG	FG-FGA	FG%	3FG-3FGA	3FG%	FT-FTA	FT%	OFF	DEF	TOT	AVG	PF	DQ	A	TO	BLK	STL	PTS	AVG
00	MAXWELL, B.J.	9-9	288:33	32.1	41-112	.366	11-45	.244	27-33	.818	14	33	47	5.2	24	0	4	20	5	9	120	13.3
1	PRUITT, KJ	9-9	239:10	26.6	17-41	.415	3-12	.250	8-13	.615	8	22	30	3.3	18	0	16	31	3	8	45	5.0
2	HARVEY, Bobby	8-0	144:54	18.1	11-40	.275	9-25	.360	2-3	.667	4	16	20	2.5	16	1	5	6	1	0	33	4.1
4	LASTRAP, Bakari	9-1	137:12	15.2	15-44	.341	2-9	.222	5-11	.455	1	8	9	1.0	15	0	18	24	0	6	37	4.1
25	STANTON III, Boston	9-9	196:45	21.9	14-54	.259	8-29	.276	1-6	.167	1	19	20	2.2	11	0	12	22	1	1	37	4.1
12	SEAY, Azariah	9-0	129:58	14.4	13-41	.317	4-21	.190	7-10	.700	9	11	20	2.2	16	1	5	11	1	5	37	4.1
23	ISITUA, Chuks	9-2	139:41	15.5	13-21	.619	0-0	.000	9-15	.600	8	14	22	2.4	22	1	2	9	6	3	35	3.9
10	DEPERSIA, Mike	7-1	134:56	19.3	9-23	.391	5-14	.357	4-9	.444	1	12	13	1.9	12	1	15	7	0	2	27	3.9
5	MCCLURE, Nathan	9-7	207:43	23.1	13-37	.351	5-24	.208	2-3	.667	7	25	32	3.6	24	0	7	8	0	5	33	3.7
24	CARRASCO, Jonah	9-7	129:58	14.4	7-18	.389	0-0	.000	7-11	.636	11	16	27	3.0	17	0	1	6	5	0	21	2.3
33	PANDEV, Dimitar	9-0	51:09	5.7	6-12	.500	0-1	.000	2-3	.667	4	11	15	1.7	3	0	0	6	1	0	14	1.6
Team											22	18	40					9				
Total		9	1800		159-443	.359	47-180	.261	74-117	.632	90	205	295	32.8	178	4	85	159	23	39	439	48.8
Opponents		9	1800		185-455	.407	64-195	.328	148-199	.744	95	217	312	34.7	132	1	99	120	23	74	582	64.7

Home (1-3)

No. Player					Total		3-Point		F-Throw		Rebounds												
		GP-GS	MIN	AVG	FG-FGA	FG%	3FG-3FGA	3FG%	FT-FTA	FT%	OFF	DEF	TOT	AVG	PF	DQ	A	TO	BLK	STL	PTS	AVG	
00	MAXWELL, B.J.	3-3	99:22	33.1	18-38	.474	4-12	.333	9-11	.818	8	9	17	5.7	9	0	2	11	0	5	49	16.3	
10	DEPERSIA, Mike	2-0	43:45	21.9	5-10	.500	2-6	.333	2-3	.667	1	3	4	2.0	3	0	6	3	0	1	14	7.0	
12	SEAY, Azariah	4-0	62:11	15.5	9-17	.529	4-8	.500	3-4	.750	4	9	13	3.3	10	1	2	7	1	5	25	6.3	
25	STANTON III, Boston	4-4	102:50	25.7	7-34	.206	5-21	.238	3-6	.500	1	1	2	0.5	7	0	2	10	0	0	22	5.5	
4	LASTRAP, Bakari	4-1	66:26	16.6	5-22	.227	2-5	.400	8-10	.800	0	6	6	1.5	7	0	9	8	0	2	20	5.0	
1	PRUITT, KJ	4-4	113:52	28.5	8-21	.381	1-5	.200	3-6	.500	4	9	13	3.3	9	0	11	8	1	5	20	5.0	
23	ISITUA, Chuks	4-1	64:39	16.2	6-11	.545	0-0	.000	4-8	.500	6	8	14	3.5	12	1	1	5	2	2	16	4.0	
24	CARRASCO, Jonah	4-3	69:47	17.4	5-10	.500	0-0	.000	5-7	.714	6	8	14	3.5	6	0	1	3	4	0	15	3.8	
2	HARVEY, Bobby	3-1	64:40	21.6	4-19	.211	3-13	.231	0-1	.000	0	6	6	2.0	9	1	2	5	1	3	11	3.7	
33	PANDEV, Dimitar	4-0	29:28	7.4	3-8	.375	1-4	.250	0-0	.000	4	7	11	2.8	2	0	2	5	0	1	7	1.8	
5	MCCLURE, Nathan	4-3	82:59	20.7	3-11	.273	0-5	.000	1-2	.500	3	9	12	3.0	10	0	1	5	0	1	7	1.8	
Team											9	11	20					4					
Total		4	800		73-201	.363	22-79	.278	38-58	.655	46	86	132	33.0	84	3	39	74	9	25	206	51.5	
Opponents		4	800		81-202	.401	26-90	.289	61-76	.803	44	90	134	33.5	59	0	39	66	12	29	249	62.3	

Road/Neutral (0-6)

No.	Player				Total		3-Point		F-Throw		Rebounds											
		GP-GS	MIN	AVG	FG-FGA	FG%	3FG-3FGA	3FG%	FT-FTA	FT%	OFF	DEF	TOT	AVG	PF	DQ	A	TO	BLK	STL	PTS	AVG
00	MAXWELL, B.J.	6-6	189:11	31.5	23-74	.311	7-33	.212	18-22	.818	6	24	30	5.0	15	0	2	9	5	4	71	11.8
5	MCCLURE, Nathan	6-5	151:34	25.3	12-32	.375	5-22	.227	2-3	.667	6	21	27	4.5	15	0	7	3	0	4	31	5.2
1	PRUITT, KJ	6-6	156:20	26.1	11-25	.440	3-9	.333	5-7	.714	4	14	18	3.0	10	0	7	23	3	5	30	5.0
4	LASTRAP, Bakari	6-0	90:20	15.1	13-27	.481	1-5	.200	0-5	.000	1	5	6	1.0	12	0	11	21	0	5	27	4.5
2	HARVEY, Bobby	6-0	107:26	17.9	9-29	.310	7-18	.389	2-2	1.000	4	13	17	2.8	9	0	5	2	0	0	27	4.5
23	ISITUA, Chuks	6-1	90:59	15.2	8-12	.667	0-0	.000	8-11	.727	3	7	10	1.7	14	0	2	7	5	1	24	4.0
25	STANTON III, Boston	6-6	120:14	20.0	9-28	.321	5-14	.357	0-2	.000	0	18	18	3.0	6	0	12	15	1	1	23	3.8
12	SEAY, Azariah	6-0	86:02	14.3	7-28	.250	1-15	.067	5-8	.625	7	6	13	2.2	8	0	3	7	0	0	20	3.3
10	DEPERSIA, Mike	5-1	91:11	18.2	4-13	.308	3-8	.375	2-6	.333	0	9	9	1.8	9	1	9	4	0	1	13	2.6
24	CARRASCO, Jonah	6-5	79:04	13.2	6-13	.462	0-0	.000	2-5	.400	9	10	19	3.2	13	0	0	4	3	0	14	2.3
33	PANDEV, Dimitar	6-0	37:39	6.3	6-9	.667	0-0	.000	2-3	.667	1	7	8	1.3	1	0	0	2	1	0	14	2.3
Team											15	10	25					7				
Total		6	1200		108-290	.372	32-124	.258	46-74	.622	56	144	200	33.3	112	1	58	104	18	21	294	49.0
Opponents		6	1200		120-297	.404	38-112	.339	96-136	.706	57	141	198	33.0	86	1	63	73	11	53	374	62.3

2021-2022 IUPUI GAME HIGHS/LOWS

IUPUI - Game Highs

POINTS	61		Spalding (11/23/2021)
	59		vs A&M-Corpus Christi (N) (11/16/2021)
	57		at UTSA (11/17/2021)
	55		Chicago St. (12/16/2021)
	47		vs Denver (N) (11/15/2021)
	47		at Butler (11/09/2021)
FIELD GOALS MADE	23		at UTSA (11/17/2021)
	22		Spalding (11/23/2021)
FIELD GOAL ATTEMPTS	53		Chicago St. (12/16/2021)
	52		vs Denver (N) (11/15/2021)
FIELD GOAL PERCENTAGE	.489	(23-47)	at UTSA (11/17/2021)
	.458	(22-48)	Spalding (11/23/2021)
3 PT FG MADE	9		vs Denver (N) (11/15/2021)
	7		Chicago St. (12/16/2021)
	7		Spalding (11/23/2021)
	7		at UTSA (11/17/2021)
	7		vs A&M-Corpus Christi (N) (11/16/2021)
3 PT FG ATTEMPTS	27		vs Denver (N) (11/15/2021)
	25		vs A&M-Corpus Christi (N) (11/16/2021)
3 PT FG PERCENTAGE	.389	(7-18)	at UTSA (11/17/2021)
	.368	(7-19)	Chicago St. (12/16/2021)
FREE THROWS MADE	16		vs A&M-Corpus Christi (N) (11/16/2021)
	14		Chicago St. (12/16/2021)
FREE THROW ATTEMPTS	23		vs A&M-Corpus Christi (N) (11/16/2021)
	22		Chicago St. (12/16/2021)
FREE THROW PERCENTAGE	.778	(7-9)	at Tennessee St. (12/10/2021)
	.700	(7-10)	Oakland (12/04/2021)
REBOUNDS	41		vs A&M-Corpus Christi (N) (11/16/2021)
	38		vs Denver (N) (11/15/2021)
ASSISTS	13		Detroit Mercy (12/02/2021)
	13		at UTSA (11/17/2021)
STEALS	9		Chicago St. (12/16/2021)
	7		Detroit Mercy (12/02/2021)
	7		Spalding (11/23/2021)
BLOCKED SHOTS	6		at UTSA (11/17/2021)
	5		at Butler (11/09/2021)
TURNOVERS	25		vs A&M-Corpus Christi (N) (11/16/2021)
	23		Oakland (12/04/2021)
FOULS	26		Oakland (12/04/2021)
	24		vs A&M-Corpus Christi (N) (11/16/2021)

IUPUI - Game Lows

POINTS	40		at Evansville (11/11/2021)
	44		at Tennessee St. (12/10/2021)
	45		Oakland (12/04/2021)
	45		Detroit Mercy (12/02/2021)
	47		vs Denver (N) (11/15/2021)
	47		at Butler (11/09/2021)
FIELD GOALS MADE	16		Detroit Mercy (12/02/2021)
	16		vs Denver (N) (11/15/2021)
	16		at Evansville (11/11/2021)
FIELD GOAL ATTEMPTS	47		at UTSA (11/17/2021)
	47		vs A&M-Corpus Christi (N) (11/16/2021)
FIELD GOAL PERCENTAGE	.308	(16-52)	vs Denver (N) (11/15/2021)
	.321	(17-53)	Chicago St. (12/16/2021)
3 PT FG MADE	2		Oakland (12/04/2021)
	3		at Tennessee St. (12/10/2021)
	3		at Evansville (11/11/2021)
	3		at Butler (11/09/2021)
3 PT FG ATTEMPTS	14		at Evansville (11/11/2021)
	16		Oakland (12/04/2021)
3 PT FG PERCENTAGE	.125	(2-16)	Oakland (12/04/2021)
	.130	(3-23)	at Butler (11/09/2021)
FREE THROWS MADE	4		at UTSA (11/17/2021)
	5		at Evansville (11/11/2021)
FREE THROW ATTEMPTS	8		at UTSA (11/17/2021)
	9		at Tennessee St. (12/10/2021)
	9		vs Denver (N) (11/15/2021)
FREE THROW PERCENTAGE	.500	(5-10)	at Evansville (11/11/2021)
	.500	(4-8)	at UTSA (11/17/2021)
REBOUNDS	26		at Evansville (11/11/2021)
	26		at Butler (11/09/2021)
ASSISTS	6		Chicago St. (12/16/2021)
	7		at Tennessee St. (12/10/2021)
	7		at Evansville (11/11/2021)
	7		at Butler (11/09/2021)
STEALS	2		Oakland (12/04/2021)
	2		vs Denver (N) (11/15/2021)
BLOCKED SHOTS	0		vs Denver (N) (11/15/2021)
	1		Oakland (12/04/2021)
	1		Detroit Mercy (12/02/2021)
	1		at Evansville (11/11/2021)
TURNOVERS	9		at Butler (11/09/2021)
	11		Chicago St. (12/16/2021)
FOULS	12		at Tennessee St. (12/10/2021)
	14		at UTSA (11/17/2021)

2021-2022 OPPONENT GAME HIGHS/LOWS

Opponent - Game Highs

POINTS	78		Oakland (12/04/2021)
	70		at Tennessee St. (12/10/2021)
	69		Detroit Mercy (12/02/2021)
	65		vs A&M-Corpus Christi (N) (11/16/2021)
	63		vs Denver (N) (11/15/2021)
FIELD GOALS MADE	25		at Tennessee St. (12/10/2021)
	24		Detroit Mercy (12/02/2021)
FIELD GOAL ATTEMPTS	63		at UTSA (11/17/2021)
	56		Oakland (12/04/2021)
FIELD GOAL PERCENTAGE	.490	(25-51)	at Tennessee St. (12/10/2021)
	.474	(18-38)	at Evansville (11/11/2021)
3 PT FG MADE	10		Chicago St. (12/16/2021)
	10		Detroit Mercy (12/02/2021)
3 PT FG ATTEMPTS	30		Chicago St. (12/16/2021)
	27		Oakland (12/04/2021)
3 PT FG PERCENTAGE	.500	(8-16)	vs Denver (N) (11/15/2021)
	.421	(8-19)	at Tennessee St. (12/10/2021)
FREE THROWS MADE	28		Oakland (12/04/2021)
	23		vs A&M-Corpus Christi (N) (11/16/2021)
FREE THROW ATTEMPTS	35		vs A&M-Corpus Christi (N) (11/16/2021)
	32		Oakland (12/04/2021)
FREE THROW PERCENTAGE	.875	(28-32)	Oakland (12/04/2021)
	.857	(12-14)	at Tennessee St. (12/10/2021)
REBOUNDS	47		Chicago St. (12/16/2021)
	38		at Butler (11/09/2021)
ASSISTS	14		Detroit Mercy (12/02/2021)
	13		at Tennessee St. (12/10/2021)
	13		Oakland (12/04/2021)
STEALS	12		vs A&M-Corpus Christi (N) (11/16/2021)
	12		at Evansville (11/11/2021)
BLOCKED SHOTS	6		Chicago St. (12/16/2021)
	4		at Tennessee St. (12/10/2021)
	4		Oakland (12/04/2021)
TURNOVERS	24		Chicago St. (12/16/2021)
	19		Spalding (11/23/2021)
FOULS	24		vs A&M-Corpus Christi (N) (11/16/2021)
	19		Chicago St. (12/16/2021)

Opponent - Game Lows

POINTS	41		Spalding (11/23/2021)
	56		at Butler (11/09/2021)
	60		at UTSA (11/17/2021)
	60		at Evansville (11/11/2021)
	61		Chicago St. (12/16/2021)
FIELD GOALS MADE	15		at Butler (11/09/2021)
	16		Spalding (11/23/2021)
FIELD GOAL ATTEMPTS	38		at Evansville (11/11/2021)
	44		Spalding (11/23/2021)
	44		at Butler (11/09/2021)
FIELD GOAL PERCENTAGE	.333	(21-63)	at UTSA (11/17/2021)
	.341	(15-44)	at Butler (11/09/2021)
3 PT FG MADE	0		Spalding (11/23/2021)
	2		vs A&M-Corpus Christi (N) (11/16/2021)
3 PT FG ATTEMPTS	7		Spalding (11/23/2021)
	14		vs A&M-Corpus Christi (N) (11/16/2021)
3 PT FG PERCENTAGE	.000	(0-7)	Spalding (11/23/2021)
	.143	(2-14)	vs A&M-Corpus Christi (N) (11/16/2021)
FREE THROWS MADE	9		Spalding (11/23/2021)
	11		Detroit Mercy (12/02/2021)
	11		at UTSA (11/17/2021)
FREE THROW ATTEMPTS	13		Spalding (11/23/2021)
	14		at Tennessee St. (12/10/2021)
	14		Detroit Mercy (12/02/2021)
FREE THROW PERCENTAGE	.542	(13-24)	vs Denver (N) (11/15/2021)
	.657	(23-35)	vs A&M-Corpus Christi (N) (11/16/2021)
REBOUNDS	20		Spalding (11/23/2021)
	29		at Tennessee St. (12/10/2021)
	29		vs Denver (N) (11/15/2021)
ASSISTS	3		Spalding (11/23/2021)
	7		at Evansville (11/11/2021)
STEALS	3		Chicago St. (12/16/2021)
	3		at Butler (11/09/2021)
BLOCKED SHOTS	0		Spalding (11/23/2021)
	0		vs A&M-Corpus Christi (N) (11/16/2021)
TURNOVERS	8		Oakland (12/04/2021)
	9		at Tennessee St. (12/10/2021)
FOULS	10		at Evansville (11/11/2021)
	11		at UTSA (11/17/2021)



IUPUI Hall of Famer **Matt Crenshaw** was named the tenth head coach of the Jaguars' men's basketball program in April 2021. Crenshaw, the program's all-time leader in assists and longtime assistant coach, was selected following a national search, facilitated by an IUPUI campus-wide search committee and assisted by Parker Executive Search. He brings 15 years of collegiate coaching experience to the Jaguar program.

Before his return to IUPUI, Crenshaw spent three seasons as an assistant at Ball State, serving as the Cardinals' co-defensive coordinator. In addition, he was instrumental in BSU's guard development, recruiting efforts and advance scouting. Under his tutelage, Ball State boasted All-Mid-American Conference performers Tayler Persons, Ishmael El-Amin, K.J. Walton and 2019-20 MAC Freshman of the Year Jarron Coleman. In addition, Ball State had the MAC's best scoring defense during the 2019-2020 season and captured a West Division championship before the season was halted due to COVID-19.

Crenshaw previously spent 12 seasons on the IUPUI bench, including his final seven years as the program's associate head coach. He was on the IUPUI coaching staff when the Jaguars notched a 26-7 mark in 2007-2008, led by the program's first NBA Draft pick, George Hill. While at IUPUI, he coached 15 all-league performers, two all-district honorees, three Mid-Major All-Americans and one CoSIDA Academic All-American.

His time on the IUPUI sidelines spanned the tenures of three head coaches, starting with his college coach Ron Hunter. Crenshaw was instrumental in a pair of firsts - leading the Jaguars to their first NCAA Tournament as a player and helping the program to its first postseason victory as a coach.

That victory came in the 2010 College Basketball Invitational as part of a 25-win season in which IUPUI fell one win shy of tying the program's single-season record for victories. That season also included one of the Jaguars' two trips to the Summit League championship game during Crenshaw's time on the bench.

In May of 2013, Crenshaw was selected from a competitive field of talented assistant coaches and invited to participate in the NCAA's A.C.E (Achieving Coaching Excellence) Program. The professional development seminar provided an opportunity to focus on training and education in the areas of leadership, communication, campus relations, media, community involvement and program management. He was able to implement much of the training as he has excelled in academic oversight and been active on campus, both at IUPUI and Ball State. He's also helped spearhead community service initiatives in both Indianapolis and Muncie.

As a player, Crenshaw gained national acclaim in March 2003 when his last second jumper sent IUPUI to a thrilling win over Valparaiso in the Mid-Continent Conference championship game and the program's first-ever NCAA Tournament berth.

The Charlottesville, Va.-native capped his collegiate career with an outstanding senior season, earning Mid-Con Defensive Player of the Year honors and Honorable Mention All Mid-Con honors. The 6-foot-2 guard averaged 11.7 points, 5.6 assists



THE CRENSHAW FILE

Alma Mater:	IUPUI, '04
Seasons with IUPUI:	13th season overall; 1st as HC
Career Record:	1-9 (1st season)
IUPUI Record:	1-9 (1st season)
Coaching Experience:	2006-10, Asst. Coach, IUPUI 2010-18, Associate Head Coach, IUPUI 2018-21, Assistant Coach, Ball State 2021-present, Head Coach, IUPUI

and 4.4 rebounds per game as IUPUI went 21-11 overall. He shot 57.3 percent from the floor from his guard spot, while playing 36.3 minutes per game. He was a Preseason All Mid-Con selection prior to his senior season.

He finished his career ranked sixth in school history with 157 steals and led the Mid-Con as a junior and senior in assist-to-turnover ratio. He played in 123 career games, making 98 starts during his four years, totaling 923 points and 422 rebounds to accompany his school record 510 assists. He later had his No. 21 jersey retired by the program, becoming just the third former player to have his number retired to the IUPUI rafters.

After graduating from IUPUI in 2004, Crenshaw spent two years playing professionally both in the U.S. and overseas. He has played professionally in the ABA, Slovakia and Poland. While in Slovakia, he helped his squad to the Slovakian National Championship, while earning Playoff MVP honors. He was pegged by Eurobasket.com as the All-Slovakian League Import Player of the Year and First Team All-League before turning his attention to the coaching ranks.

ALL-TIME RESULTS

Morehead State (3-2)

H: 2-0, A: 1-2, N: 0-0

D1 era: 3-2, OT: 2-0

12-18-2001	H	90-81	W
12-28-2002	A	98-89	W
11-21-2017	H	67-61	W
12-21-2018	A	70-74	L
12-4-2019	A	51-56	L

THE LAST MEETING - MOREHEAD STATE 56, IUPUI 51 (DEC. 4, 2019 - MOREHEAD, KY.)

WEATHERFORD'S 17 NOT ENOUGH AS JAGS FALL AT MOREHEAD STATE, 56-51

MOREHEAD, Ky. - Junior Grant Weatherford tallied a season-high 17 points and Jaylen Minnett pumped in 13 points as the Jaguars fell on the road at Morehead State on Wednesday night (Dec. 4), 56-51. IUPUI's top scorer, Marcus Burk, was harassed into an eight-point effort on 3-of-12 shooting while Elijah Goss closed with four points and a career-high 17 rebounds in the loss.

Jordan Walker had a team-high 12 points and six assists for Morehead State (5-4) while Justin Thomas added 10 points and seven boards for the victors.

Shooting, or lack thereof, was the story on both sides as Morehead State ultimately outslugged the Jaguars. MSU closed at 36.1 percent and outrebounded IUPUI 46-40 while the Jaguars finished at just 35 percent from the field and 6-of-17 (35.3 percent) from three-point range. The sour shooting extended to the free throw line where the Jags made just 3-of-10 attempts.

"We didn't really execute much in the first half," Weatherford said. "To only be down 12 at the half, I think we were in a good spot for as badly as we played (in the first half). We talked about sticking together, running plays with pace and keep up the defense in the second half.

"This is one of the most competitive teams I've ever been around, so I knew we'd keep fighting and get back in it."

Neither team could find the range in the opening half as IUPUI plodded out to a 6-0 lead and held Morehead State without a field goal for the first four minutes. The Jags went ahead 11-7 with 13:23 left in the half when Goss led Weatherford to a layup in transition.

That was the last feel good moment for the Jags in the opening half as IUPUI proceeded to miss their final 14 field goal attempts and muster just one point during a 17-1 MSU run. The lone tally came at the 7:24 mark when Minnett hit one of three free throw attempts after being hit on a three-point attempt.

Despite shooting just 31 percent from the floor in the opening half, the host Eagles led 24-12 at the break after holding IUPUI to 5-of-25 overall, 1-of-8 from the arc and 1-of-6 from the free throw line.

The Jags finally broke the spell when Burk tipped in a Minnett miss in transition at the 19:20 mark of the second half.

Seemingly invigorated by a semblance of offense, the Jags got clicking, particularly from some unexpected sources. Weatherford, who came in 0-of-6 from beyond the arc and owner of 11 career treys, rattled in three attempts in a span of six minutes, the third of which made it 38-33 with 12:30 to play. Williams followed with an old fashioned three-point play to make it a one-possession game, but MSU countered with a quick 8-0, propelled by back-to-back Walker threes.

IUPUI got as close as four in the waning minutes, but the Eagles ultimately iced the win at the free throw line.

IUPUI 51 • 2-7

#	Player	Total		3-Ptr	Rebounds			PF	TP	A	TO	Blk	Stl	Min
		FG-FGA	FG-FGA		Off	Def	Tot							
30	TYSON, Zo	f	0-3	0-0	0-0	1	1	2	1	0	0	1	0	17
32	GOSS, Elijah	f	2-6	0-0	0-0	2	15	17	4	4	1	4	2	29
00	MINNETT, Jaylen	g	5-17	2-7	1-3	1	4	5	1	13	3	0	0	38
14	BURK, Marcus	g	3-12	1-4	1-2	1	3	4	3	8	1	2	0	36
23	WEATHERFORD, Grant	g	7-10	3-4	0-1	1	1	2	3	17	1	1	0	38
01	KEMP, Jakoby		1-2	0-0	0-0	0	3	3	0	2	0	1	0	6
10	DePERSIA, Mike		0-2	0-2	0-0	0	1	1	1	0	3	0	0	1
11	KENYON, Brandon		0-0	0-0	0-0	0	0	0	0	0	0	0	0	2
13	WILLIAMS, Isaiah		3-8	0-0	1-4	2	3	5	4	7	0	5	2	21
Team					0	1	1							
Totals		21-60	6-17	3-10	8	32	40	17	51	9	14	4	7	200

FG % 1st Half:	5-25	20.0%	2nd half:	16-35	45.7%	Game:	21-60	35.0%	Deadball
3FG % 1st Half:	1-8	12.5%	2nd half:	5-9	55.6%	Game:	6-17	35.3%	Rebounds
FT % 1st Half:	1-6	16.7%	2nd half:	2-4	50.0%	Game:	3-10	30.0%	3

Morehead State 56 • 5-4

#	Player	Total		3-Ptr	Rebounds			PF	TP	A	TO	Blk	Stl	Min
		FG-FGA	FG-FGA		Off	Def	Tot							
03	BAKER, James	f	3-11	1-4	0-1	1	6	7	3	7	1	3	2	1
22	BRYAN, LJ	f	3-6	0-0	2-2	3	8	11	3	8	1	0	1	0
02	WALKER, Jordan	g	3-10	2-6	4-4	0	3	3	1	12	6	2	0	30
12	THOMAS, Justin	g	5-10	0-1	0-1	1	6	7	1	10	2	1	0	3
32	HENSON, Djimon	g	1-5	0-3	0-2	2	0	2	1	2	2	1	2	0
00	CLAUDE, Tyzhaun		4-6	0-0	0-0	1	5	6	1	8	0	2	2	15
01	COOPER, De'von		0-1	0-1	0-0	0	3	3	0	0	0	1	0	0
11	DIXON, Julius		2-6	0-4	1-2	0	1	1	1	5	0	0	0	12
23	RIDDLE, Malik		0-4	0-1	0-0	1	2	3	0	0	1	0	1	1
55	COOPER, Ta'lon		1-2	1-2	1-2	0	1	1	1	4	1	1	0	1
Team					2	0	2							
Totals		22-61	4-22	8-14	11	35	46	12	56	14	12	8	6	200

FG % 1st Half:	11-36	30.6%	2nd half:	11-25	44.0%	Game:	22-61	36.1%	Deadball
3FG % 1st Half:	1-14	7.1%	2nd half:	3-8	37.5%	Game:	4-22	18.2%	Rebounds
FT % 1st Half:	1-5	20.0%	2nd half:	7-9	77.8%	Game:	8-14	57.1%	2

Officials: Craig Murley, Andy Ezzelle, Dustin Williams
Technical fouls: IUPUI-None, Morehead State-None.
Attendance: 1776


Score by periods	1st	2nd	Total
IUPUI	12	39	51
Morehead State	24	32	56

Last FG - IUPUI 2nd-00:03, MOR 2nd-02:39.
Largest lead - IUPUI by 6 1st-16:40, MOR by 12 1st-00:55.
IUPUI led for 12:21. MOR led for 26:37. Game was tied for 01:02.

Points	In	Off	2nd	Fast	Bench
IUPUI	22	9	5	6	9
MOR	34	12	10	8	17

Score tied - 0 times.
Lead changed - 3 times.

PLAYER BIOS




B.J. MAXWELL

#00

Grad Student | Guard
6-5 | 200
Austin, Texas
LBJ (St. Edward's Univ.)

Birthdate: June 3, 1997 (age 24)
Major: Public Relations MA



KJ PRUITT

#1

Freshman | Guard
6-4 | 203
Lewisville, Texas
Sunrise Christian Academy

Birthdate: Sept. 8, 2000 (age 21)
Major: Sports Management

CAREER/SEASON HIGHS

CAREER HIGH	CATEGORY	SEASON HIGH
20 vs. Chicago State (12/16/2021)	PTS	20 vs. Chicago State (12/16/2021)
10 at UTSA (11/17/2021)	REB	10 at UTSA (11/17/2021)
5 vs. Northwestern State (1/19/19)	AST	2 at UTSA (11/17/2021)
8 vs. Oakland (12/4/2021)	FG	8 vs. Oakland (12/4/2021)
18 vs. Oakland (12/4/2021)	FGA	18 vs. Oakland (12/4/2021)
4 vs. Elon (11/22/18)	3FG	3 - twice
7 - 4x	3FGA	7 - 3x
6 - twice	FT	6 vs. TAMUCC (11/16/2021)
6 - 3x	FTA	6 - twice
3 - three times	STL	2 - twice
2 - 6x	BLK	2 - twice
38 - twice	MIN	38 vs. Oakland (12/4/2021)

GAME-BY-GAME

Opponent	MIN	FG	3FG	FT	O-D-T	PF	A	TO	B	S	PTS
Anderson	21	6-9	1-3	0-0	0-1-1	3	0	0	0	0	13
at Butler*	27	4-11	2-7	4-6	0-6-6	2	0	0	2	1	14
at Evansville*	31	3-13	0-2	2-3	2-2-4	4	0	1	1	1	8
vs. Denver*	24	4-12	3-7	3-3	1-2-3	2	0	2	0	0	14
vs. TAMUCC*	36	4-12	0-5	6-6	1-4-5	3	0	4	0	1	14
at UTSA*	35	5-15	2-7	1-2	2-8-10	2	2	0	2	0	13
Spalding	did not play										
Detroit Mercy*	29	4-9	1-3	1-2	2-2-4	1	1	6	0	1	10
Oakland*	38	8-18	0-5	3-4	4-5-9	4	0	5	0	2	19
at Tenn. St.*	36	3-11	0-5	2-2	0-2-2	2	0	2	0	1	8
Chicagao St.*	33	6-11	3-4	5-5	2-2-4	4	1	0	0	2	20
Morehead St.											
Cleveland St.											
Purdue FW											
at Northern Ky.											
at Wright St.											
UIC											
at Green Bay											
at Milwaukee											
Wright St.											
Northern Ky.											
at Oakland											
at Detroit Mercy											
Y'town St.											
Robert Morris											
at Purdue FW											
at Cleveland St.											
at UIC											
at Robert Morris											
at Y'town St.											
Milwaukee											
Green Bay											
HL - 1st Rd.											
HL - 2nd Rd.											
HL Semis											
HL Finals											

* denotes starter

CAREER STATS

Season	GP-GS	MIN-Avg	FG	Pct.	3FG	Pct.	FT	Pct.
2015-16*	Did not play - redshirted							
2016-17*	17-0	179-10.5	23-47	.489	11-24	.458	1-1	1.000
2017-18*	31-2	308-9.9	43-92	.467	11-31	.355	9-16	.563
2018-19*	24-19	642-26.8	79-161	.491	34-84	.405	29-34	.853
2019-20**	2-2	27-13.5	1-10	.100	0-5	.000	0-0	.000
2020-21***	20-20	581-29.1	144-303	.475	40-109	.367	43-54	.796
2021-22	9-9	288-32.0	41-112	.366	11-45	.244	27-33	.818
TOTALS	9-9	288-32.0	41-112	.366	11-45	.244	27-33	.818

REBOUNDS

Season	O-D-REB-AVG.	PF-DQ	AST	TO	BLK	STL	PTS-PPG
2015-16*	Did not play - redshirted						
2016-17*	13-19-32-1.9	30-1	10	12	3	5	58-3.4
2017-18*	27-42-69-2.2	52-0	20	15	11	8	106-3.4
2018-19*	37-76-113-4.7	64-3	40	20	9	26	221-9.2
2019-20**	0-0-0-0.0	3-0	1	2	0	2	2-1.0
2020-21***	25-80-105-5.3	61-2	46	41	11	25	371-18.6
2021-22	14-33-47-5.2	24-0	4	20	5	9	120-13.3
TOTALS	14-33-47-5.2	24-0	4	20	5	9	120-13.3

* at Abilene Christian; ** at Detroit Mercy; *** at Saint Edward's University State I TOTALS only reflect IUPUI totals

CAREER/SEASON HIGHS

CAREER HIGH	CATEGORY	SEASON HIGH
10 at Tennessee State (12/10/2021)	PTS	10 at Tennessee State (12/10/2021)
7 vs. TAMUCC (11/16/2021)	REB	7 vs. TAMUCC (11/16/2021)
4 - twice	AST	4 - twice
4 at Tennessee State (12/10/2021)	FG	4 at Tennessee State (12/10/2021)
8 - twice	FGA	8 - twice
1 - 4x	3FG	1 - 4x
3 at UTSA (11/17/2021)	3FGA	3 at UTSA (11/17/2021)
3 vs. Chicago State (12/16/2021)	FT	3 vs. Chicago State (12/16/2021)
6 vs. Chicago State (12/16/2021)	FTA	6 vs. Chicago State (12/16/2021)
2 - 3x	STL	2 - 3x
2 at UTSA (11/17/2021)	BLK	2 at UTSA (11/17/2021)
33 vs. Oakland (12/4/2021)	MIN	33 vs. Oakland (12/4/2021)

GAME-BY-GAME

Opponent	MIN	FG	3FG	FT	O-D-T	PF	A	TO	B	S	PTS
Anderson	19	3-7	0-1	3-4	0-0-0	2	0	0	0	2	9
at Butler*	22	2-5	0-2	0-0	0-2-2	1	0	2	0	0	4
at Evansville*	26	1-2	0-0	2-4	0-0-0	1	0	3	0	1	4
vs. Denver*	19	1-3	0-1	0-0	0-1-1	3	1	5	0	0	2
vs. TAMUCC*	28	1-2	1-1	2-2	1-6-7	4	4	5	0	1	5
at UTSA*	30	2-5	1-3	0-0	0-3-3	1	1	3	2	1	5
Spalding*	31	2-5	1-2	0-0	0-1-1	1	2	0	1	2	5
Detroit Mercy*	31	3-8	0-2	0-0	2-2-4	3	3	1	0	2	6
Oakland*	33	2-5	0-1	0-0	2-4-6	4	4	5	0	0	4
at Tenn. St.*	32	4-8	1-2	1-1	3-2-5	0	1	5	1	2	10
Chicagao St.*	19	1-3	0-0	3-6	0-2-2	1	2	2	0	1	5
Morehead St.											
Cleveland St.											
Purdue FW											
at Northern Ky.											
at Wright St.											
UIC											
at Green Bay											
at Milwaukee											
Wright St.											
Northern Ky.											
at Oakland											
at Detroit Mercy											
Y'town St.											
Robert Morris											
at Purdue FW											
at Cleveland St.											
at UIC											
at Robert Morris											
at Y'town St.											
Milwaukee											
Green Bay											
HL - 1st Rd.											
HL - 2nd Rd.											
HL Semis											
HL Finals											

* denotes starter


CAREER STATS

Season	GP-GS	MIN-Avg	FG	Pct.	3FG	Pct.	FT	Pct.
2021-22	10-10	270-27.0	19-46	.413	4-14	.286	8-13	.615
TOTALS	10-10	270-27.0	19-46	.413	4-14	.286	8-13	.615

REBOUNDS

Season	O-D-REB-AVG.	PF-DQ	AST	TO	BLK	STL	PTS-PPG
2021-22	8-23-31-3.1	19-0	18	31	4	10	50-5.0
TOTALS	8-23-31-3.1	19-0	18	31	4	10	50-5.0

PLAYER BIOS



BOBBY HARVEY

#2

Senior | Guard
6-3 | 200
Chicago, Ill.
Hillcrest (Wabash Valley J.C.)

Birthdate: Nov. 20, 1999 (age 22)
Major: General Studies



BAKARI LaSTRAP

#4

Sophomore | Guard
6-0 | 170
Houston, Texas
The Woodlands Christian Academy

Birthdate: July 10, 2001 (age 20)
Major: Business

CAREER/SEASON HIGHS

CAREER HIGH	CATEGORY	SEASON HIGH
18 at Milwaukee (1/8/21)	PTS	13 vs. Denver (11/15/2021)
6 vs. Denver (11/15/2021)	REB	6 vs. Denver (11/15/2021)
2- 3x	AST	2 - twice
6 at Milwaukee (1/8/21)	FG	4 vs. Denver (11/15/2021)
13 at Milwaukee (1/8/21)	FGA	8 - twice
3 vs. Denver (11/15/2021)	3FG	3 vs. Denver (11/15/2021)
7 at Milwaukee (1/8/21)	3FGA	6 vs. Spalding (11/23/2021)
4 at Milwaukee (1/8/21)	FT	2 vs. Denver (11/15/2021)
6 at Milwaukee (1/8/21)	FTA	2 vs. Denver (11/15/2021)
3 vs. Spalding (11/23/2021)	STL	3 vs. Spalding (11/23/2021)
1- 3x	BLK	1 vs. Chicago State (12/16/2021)
31 vs. Wright State (1/23/21)	MIN	28 vs. Spalding (11/23/2021)

GAME-BY-GAME

Opponent	MIN	FG	3FG	FT	O-D-T	PF	A	TO	B	S	PTS
Anderson*	21	0-3	0-2	2-2	0-2-2	3	1	0	0	0	2
at Butler	17	0-5	0-3	0-0	0-1-1	3	2	0	0	0	0
at Evansville	19	1-2	1-2	0-0	1-2-3	1	1	1	0	0	3
vs. Denver	27	4-8	3-5	2-2	0-6-6	1	1	0	0	0	13
vs. TAMUCC	21	1-6	1-4	0-0	2-0-2	2	0	1	0	0	3
at UTSA	21	3-5	2-3	0-0	0-4-4	2	1	0	0	0	8
Spalding*	28	2-8	1-6	0-0	0-3-3	2	2	1	0	3	5
Detroit Mercy	19	2-6	2-3	0-1	0-2-2	5	0	3	0	0	6
Oakland	did not play										
at Tenn. St.	2	0-3	0-1	0-0	1-0-1	0	0	0	0	0	0
Chicgao St.	19	0-5	0-4	0-0	0-1-1	2	0	1	1	0	0
Morehead St.											
Cleveland St.											
Purdue FW											
at Northern Ky.											
at Wright St.											
UIC											
at Green Bay											
at Milwaukee											
Wright St.											
Northern Ky.											
at Oakland											
at Detroit Mercy											
Y'town St.											
Robert Morris											
at Purdue FW											
at Cleveland St.											
at UIC											
at Robert Morris											
at Y'town St.											
Milwaukee											
Green Bay											
HL - 1st Rd.											
HL - 2nd Rd.											
HL Semis											
HL Finals											

* denotes starter

CAREER STATS

Season	GP-GS	MIN-Avg	FG	Pct.	3FG	Pct.	FT	Pct.
2020-21	14-4	255-18.2	27-71	.380	16-44	.364	8-15	.533
2021-22	9-1	174-19.3	13-48	.271	10-31	.323	2-3	.667
TOTALS	23-5	429-18.7	40-119	.336	26-75	.347	10-18	.556

REBOUNDS

Season	O-D-REB-AVG.	PF-DQ	AST	TO	BLK	STL	PTS-PPG
2020-21	5-30-35-2.5	26-0	5	14	2	3	78-5.6
2021-22	4-19-23-2.6	18-1	7	7	1	3	38-4.2
TOTALS	9-49-58-2.5	44-1	12	21	3	6	116-5.0

CAREER/SEASON HIGHS

CAREER HIGH	CATEGORY	SEASON HIGH
10 - twice	PTS	10 vs. Spalding (11/23/2021)
5 - twice	REB	3 vs. Spalding (11/23/2021)
6 vs. Cleveland State (1/1/21)	AST	4 - 3x
4 - twice	FG	4 at Butler (11/9/2021)
10 vs. Wright State (1/22/21)	FGA	8 vs. Chicago State (12/16/2021)
1 - 6x	3FG	1 - 3x
3 - twice	3FGA	3 vs. Oakland (12/4/2021)
3 - 5x	FT	3 - twice
6 at Youngstown State (2/19/21)	FTA	4 - twice
3 - 3x	STL	2 at Butler (11/9/2021)
---	BLK	---
36 at Youngstown State (2/20/21)	MIN	21 vs. Chicago State (12/16/2021)

GAME-BY-GAME

Opponent	MIN	FG	3FG	FT	O-D-T	PF	A	TO	B	S	PTS
Anderson*	17	2-7	0-1	0-0	0-1-1	1	4	1	0	1	4
at Butler	17	4-7	0-1	0-0	0-1-1	4	1	1	0	2	8
at Evansville	13	3-7	0-0	0-0	0-2-2	0	1	3	0	1	6
vs. Denver	20	0-5	0-2	0-0	1-1-2	4	4	6	0	1	0
vs. TAMUCC	4	0-1	0-1	0-2	0-0-0	2	0	5	0	0	0
at UTSA	19	3-4	0-0	0-2	0-1-1	1	4	3	0	1	6
Spalding	19	3-5	1-1	3-4	0-3-3	4	2	5	0	1	10
Detroit Mercy	13	0-4	0-0	2-2	0-1-1	0	4	0	0	0	2
Oakland	13	1-5	1-3	0-0	0-2-2	2	1	2	0	0	3
at Tenn. St.	16	3-3	1-1	0-1	0-0-0	1	1	3	0	0	7
Chicgao St.*	21	1-8	0-1	3-4	0-0-0	1	2	1	0	1	5
Morehead St.											
Cleveland St.											
Purdue FW											
at Northern Ky.											
at Wright St.											
UIC											
at Green Bay											
at Milwaukee											
Wright St.											
Northern Ky.											
at Oakland											
at Detroit Mercy											
Y'town St.											
Robert Morris											
at Purdue FW											
at Cleveland St.											
at UIC											
at Robert Morris											
at Y'town St.											
Milwaukee											
Green Bay											
HL - 1st Rd.											
HL - 2nd Rd.											
HL Semis											
HL Finals											

* denotes starter

CAREER STATS

Season	GP-GS	MIN-Avg	FG	Pct.	3FG	Pct.	FT	Pct.
2020-21	18-1	235-13.1	16-56	.286	3-13	.231	16-25	.640
2021-22	10-1	156-15.6	18-49	.367	3-10	.300	8-15	.533
TOTALS	28-2	391-14.0	34-105	.324	6-23	.261	24-40	.600

REBOUNDS

Season	O-D-REB-AVG.	PF-DQ	AST	TO	BLK	STL	PTS-PPG
2020-21	8-17-25-1.4	27-0	24	22	0	13	51-2.8
2021-22	1-11-12-1.2	19-0	20	29	0	7	47-4.7
TOTALS	9-28-37-1.3	46-0	44	51	0	20	98-3.5

PLAYER BIOS



NATHANMcCLURE

#5

Junior | Guard
6-4 | 175
Houston, Texas
Concordia Lutheran (State Fair C.C.)

Birthdate: Feb. 18, 2000 (age 21)
Major: General Studies

CAREER/SEASON HIGHS

CAREER HIGH	CATEGORY	SEASON HIGH
16 at Youngstown St. (2/20/21)	PTS	10 vs. TAMUCC (11/16/2021)
7 - twice	REB	7 - twice
4 at Tennessee State (12/10/2021)	AST	4 at Tennessee State (12/10/2021)
4 vs. UIC (2/13/21)	FG	3 - twice
7 - 4x	FGA	7 - twice
3 at Green Bay (2/5/21)	3FG	2 vs. TAMUCC (11/16/2021)
6 vs. TAMUCC (11/16/2021)	3FGA	6 vs. TAMUCC (11/16/2021)
8 at Youngstown State (2/20/21)	FT	2 vs. TAMUCC (11/16/2021)
8 at Youngstown State (2/20/21)	FTA	2 - twice
3 at Northern Kentucky (1/15/21)	STL	1 - 5x
1 - 4x	BLK	---
34 at Green Bay (2/6/21)	MIN	29 - twice

GAME-BY-GAME

Opponent	MIN	FG	3FG	FT	O-D-T	PF	A	TO	B	S	PTS
Anderson	18	1-1	1-1	0-2	2-7-9	2	2	0	0	0	3
at Butler*	20	1-4	0-3	0-1	1-4-5	1	0	0	0	1	2
at Evansville*	29	2-6	1-3	0-0	0-3-3	3	1	0	0	0	5
vs. Denver*	24	3-7	1-4	0-0	2-3-5	3	0	0	0	1	7
vs. TAMUCC*	26	3-7	2-6	2-2	1-6-7	2	2	2	0	1	10
at UTSA*	22	2-4	1-3	0-0	1-1-2	2	0	0	0	1	5
Spalding*	27	2-6	0-3	1-2	2-5-7	1	1	0	0	0	5
Detroit Mercy*	12	0-2	0-1	0-0	0-2-2	2	0	1	0	0	0
Oakland*	20	1-1	0-0	0-0	0-2-2	4	0	2	0	0	2
at Tenn. St.	29	1-4	0-3	0-0	1-4-5	4	4	1	0	0	2
Chicgao St.	24	0-2	0-1	0-0	1-0-1	3	0	2	0	1	0
Morehead St.											
Cleveland St.											
Purdue FW											
at Northern Ky.											
at Wright St.											
UIC											
at Green Bay											
at Milwaukee											
Wright St.											
Northern Ky.											
at Oakland											
at Detroit Mercy											
Y'town St.											
Robert Morris											
at Purdue FW											
at Cleveland St.											
at UIC											
at Robert Morris											
at Y'town St.											
Milwaukee											
Green Bay											
HL - 1st Rd.											
HL - 2nd Rd.											
HL Semis											
HL Finals											

* denotes starter

CAREER STATS

Season	GP-GS	MIN-Avg	FG	Pct.	3FG	Pct.	FT	Pct.
2020-21	18-13	389-21.6	25-64	.391	13-38	.342	17-23	.739
2021-22	10-8	233-23.3	15-43	.349	5-27	.185	3-5	.600
TOTALS	28-21	622-22.2	40-107	.374	18-65	.277	20-28	.714

REBOUNDS

Season	O-D-REB-AVG.	PF-DQ	AST	TO	BLK	STL	PTS-PPG
2020-21	24-29-53-2.9	37-0	17	19	4	14	80-4.4
2021-22	9-30-39-3.9	25-0	8	8	0	5	38-3.8
TOTALS	33-59-92-3.3	62-0	25	27	4	19	118-4.2



MIKEDePERSIA

#10

Junior | Guard
5-11 | 175
Cherry Hill, N.J.
Haddonfield Memorial

Birthdate: Apr. 30, 2000 (age 21)
Major: Finance

CAREER/SEASON HIGHS

CAREER HIGH	CATEGORY	SEASON HIGH
13 at Youngstown State (2/19/21)	PTS	9 vs. Oakland (12/4/2021)
9 vs. UIC (2/13/21)	REB	4 vs. Oakland (12/4/2021)
14 vs. UIC (2/12/21)	AST	3 - 4x
5 at Youngstown State (2/19/21)	FG	3 vs. Oakland (12/4/2021)
7 - 3x	FGA	6 vs. Oakland (12/4/2021)
2 vs. TAMUCC (11/16/2021)	3FG	2 vs. TAMUCC (11/16/2021)
4 - twice	3FGA	4 vs. TAMUCC (11/16/2021)
6 vs. Wright State (1/10/20)	FT	2 vs. Oakland (12/4/2021)
10 vs. Wright State (1/10/20)	FTA	3 vs. Oakland (12/4/2021)
3 - 5x	STL	1 - twice
1 - twice	BLK	---
38 - 3x	MIN	23 vs. TAMUCC (11/16/2021)

GAME-BY-GAME

Opponent	MIN	FG	3FG	FT	O-D-T	PF	A	TO	B	S	PTS
Anderson*	17	2-3	0-0	2-3	0-1-1	1	2	1	0	1	6
at Butler	16	0-0	0-0	0-2	0-1-1	1	1	0	0	0	0
at Evansville	19	1-2	0-0	0-0	0-2-2	5	3	1	0	1	2
vs. Denver	17	1-4	1-3	1-2	0-2-2	1	3	1	0	0	4
vs. TAMUCC	23	2-4	2-4	1-2	0-3-3	2	2	1	0	0	7
at UTSA					did not play						
Spalding					did not play						
Detroit Mercy	22	2-4	1-3	0-0	0-0-0	1	3	3	0	1	5
Oakland	21	3-6	1-3	2-3	1-3-4	2	3	0	0	0	9
at Tenn. St.*	17	0-3	0-1	0-0	0-1-1	0	0	1	0	0	0
Chicgao St.					did not play						
Morehead St.											
Cleveland St.											
Purdue FW											
at Northern Ky.											
at Wright St.											
UIC											
at Green Bay											
at Milwaukee											
Wright St.											
Northern Ky.											
at Oakland											
at Detroit Mercy											
Y'town St.											
Robert Morris											
at Purdue FW											
at Cleveland St.											
at UIC											
at Robert Morris											
at Y'town St.											
Milwaukee											
Green Bay											
HL - 1st Rd.											
HL - 2nd Rd.											
HL Semis											
HL Finals											

* denotes starter

CAREER STATS

Season	GP-GS	MIN-Avg	FG	Pct.	3FG	Pct.	FT	Pct.
2019-20	32-10	701-21.9	28-82	.341	4-34	.118	22-41	.537
2020-21	18-18	536-29.8	32-72	.444	8-27	.296	18-28	.643
2021-22	7-1	133-19.0	9-23	.391	5-14	.357	4-9	.444
TOTALS	57-29	1370-24.0	69-177	.390	17-75	.227	44-78	.564

REBOUNDS

Season	O-D-REB-AVG.	PF-DQ	AST	TO	BLK	STL	PTS-PPG
2019-20	22-48-70-2.2	60-1	85	42	0	33	82-2.6
2020-21	10-51-61-3.4	48-2	71	19	2	22	90-5.0
2021-22	1-12-13-1.9	12-1	15	7	0	2	27-3.9
TOTALS	33-111-144-2.5	120-4	171	68	2	57	199-3.5

PLAYER BIOS



AZARIAH SEAY
(AZ-uh-rye-uh) (SAY)

Senior | Guard
6-4 | 195
Montgomery, Ala.
Robert E. Lee (Blinn College)

Birthdate: Dec. 18, 1999 (age 21)
Major: General Studies

#12



CHUKS ISITUA
(CHOOKS) (ee-see-TOO-uh)

Freshman | Forward/Center
6-11 | 220
Lagos, Nigeria
Jack Yates [Texas]

Birthdate: Nov. 7, 2001 (age 20)
Major: Organizational Leadership

#23

CAREER/SEASON HIGHS

CAREER HIGH	CATEGORY	SEASON HIGH
15 vs. Chicago State (12/16/2021)	PTS	15 vs. Chicago State (12/16/2021)
6 vs. Spalding (11/23/2021)	REB	6 vs. Spalding (11/23/2021)
4 vs. Birmingham-Southern (11/14/18)	AST	2 vs. TAMUCC (11/16/2021)
6 vs. Cleveland State (1/2/21)	FG	5 vs. Chicago State (12/16/2021)
12 at Youngstown State (2/19/21)	FGA	10 vs. Chicago State (12/16/2021)
3 - twice	3FG	3 vs. Chicago State (12/16/2021)
5 - twice	3FGA	4 - twice
3 vs. TAMUCC (11/16/2021)	FT	3 vs. TAMUCC (11/16/2021)
6 vs. TAMUCC (11/16/2021)	FTA	6 vs. TAMUCC (11/16/2021)
4 vs. Chicago State (12/16/2021)	STL	4 vs. Chicago State (12/16/2021)
1 - twice	BLK	1 vs. Oakland (12/4/2021)
25 - twice	MIN	23 vs. Denver (11/15/2021)

GAME-BY-GAME

Opponent	MIN	FG	3FG	FT	O-D-T	PF	A	TO	B	S	PTS
Anderson*	19	8-11	4-5	0-0	1-1-2	3	0	1	0	1	20
at Butler	20	2-8	0-4	2-2	2-2-4	3	0	1	0	0	6
at Evansville	12	0-3	0-3	0-0	0-1-1	1	0	2	0	0	0
vs. Denver	23	2-6	1-3	0-0	2-0-2	2	0	0	0	0	5
vs. TAMUCC	19	3-8	0-3	3-6	2-0-2	1	2	2	0	0	9
at UTSA	5	0-0	0-0	0-0	1-0-1	1	1	1	0	0	0
Spalding	18	3-4	1-2	1-2	2-4-6	2	0	3	0	0	8
Detroit Mercy	15	1-2	0-1	0-0	1-2-3	1	1	2	0	1	2
Oakland	9	0-1	0-1	0-0	0-1-1	2	0	2	1	0	0
at Tenn. St.	9	0-3	0-2	0-0	0-3-3	0	0	1	0	0	0
Chicgao St.	20	5-10	3-4	2-2	1-2-3	5	1	0	0	4	15
Morehead St.											
Cleveland St.											
Purdue FW											
at Northern Ky.											
at Wright St.											
UIC											
at Green Bay											
at Milwaukee											
Wright St.											
Northern Ky.											
at Oakland											
at Detroit Mercy											
Y'town St.											
Robert Morris											
at Purdue FW											
at Cleveland St.											
at UIC											
at Robert Morris											
at Y'town St.											
Milwaukee											
Green Bay											
HL - 1st Rd.											
HL - 2nd Rd.											
HL Semis											
HL Finals											

* denotes starter

CAREER STATS

Season	GP-GS	MIN-Avg	FG	Pct.	3FG	Pct.	FT	Pct.
2018-19*	19-0	127-6.7	12-41	.293	6-24	.250	4-7	.571
2020-21	18-2	250-13.9	40-103	.388	15-49	.306	7-11	.636
2021-22	10-0	150-15.0	16-45	.356	5-23	.217	8-12	.667
TOTALS	28-2	400-14.3	56-148	.378	20-72	.278	15-23	.652

REBOUNDS

Season	O-D-REB-AVG.	PF-DQ	AST	TO	BLK	STL	PTS-PPG
2018-19*	8-9-7-0.9	21-0	8	7	1	6	34-1.8
2020-21	6-20-26-1.4	33-1	13	18	0	8	102-5.7
2021-22	11-15-26-2.6	18-1	5	14	1	5	45-4.5
TOTALS	17-35-52-1.9	51-2	18	32	1	13	147-5.3

*at Alabama State / TOTALS only reflect IUPUI totals

CAREER/SEASON HIGHS

CAREER HIGH	CATEGORY	SEASON HIGH
10 at UTSA (11/17/2021)	PTS	10 at UTSA (11/17/2021)
5 vs. Chicago State (12/16/2021)	REB	5 vs. Chicago State (12/16/2021)
1 - 3x	AST	1 - 3x
4 at UTSA (11/17/2021)	FG	4 at UTSA (11/17/2021)
5 vs. Oakland (12/4/2021)	FGA	5 vs. Oakland (12/4/2021)
---	3FG	---
---	3FGA	---
3 vs. Spalding (11/23/2021)	FT	3 vs. Spalding (11/23/2021)
4 vs. Spalding (11/23/2021)	FTA	4 vs. Spalding (11/23/2021)
2 vs. Detroit Mercy (12/2/2021)	STL	2 vs. Detroit Mercy (12/2/2021)
2 - twice	BLK	2 - twice
24 at UTSA (11/17/2021)	MIN	24 at UTSA (11/17/2021)

GAME-BY-GAME

Opponent	MIN	FG	3FG	FT	O-D-T	PF	A	TO	B	S	PTS
Anderson*	16	2-3	0-0	3-4	1-4-5	1	0	1	0	0	7
at Butler	18	1-1	0-0	2-2	0-0-0	2	0	2	2	0	4
at Evansville	13	1-2	0-0	0-2	0-1-1	1	0	2	0	0	2
vs. Denver	7	0-1	0-0	0-0	0-2-2	4	0	1	0	0	0
vs. TAMUCC	13	2-3	0-0	2-3	0-2-2	4	0	0	0	0	6
at UTSA	24	4-4	0-0	2-2	1-2-3	1	1	1	2	1	10
Spalding	16	1-2	0-0	3-4	1-1-2	4	1	3	1	0	5
Detroit Mercy	17	1-1	0-0	1-2	2-2-4	3	0	0	1	2	3
Oakland	19	2-5	0-0	0-0	0-3-3	5	0	1	0	0	4
at Tenn. St.*	16	0-1	0-0	2-2	2-0-2	2	1	1	1	0	2
Chicgao St.*	12	2-3	0-0	0-2	3-2-5	0	0	1	0	0	4
Morehead St.											
Cleveland St.											
Purdue FW											
at Northern Ky.											
at Wright St.											
UIC											
at Green Bay											
at Milwaukee											
Wright St.											
Northern Ky.											
at Oakland											
at Detroit Mercy											
Y'town St.											
Robert Morris											
at Purdue FW											
at Cleveland St.											
at UIC											
at Robert Morris											
at Y'town St.											
Milwaukee											
Green Bay											
HL - 1st Rd.											
HL - 2nd Rd.											
HL Semis											
HL Finals											

* denotes starter

CAREER STATS

Season	GP-GS	MIN-Avg	FG	Pct.	3FG	Pct.	FT	Pct.
2021-22	10-2	156-15.6	14-23	.609	0-0	.000	12-19	.632
TOTALS	10-2	156-15.6	14-23	.609	0-0	.000	12-19	.632

REBOUNDS

Season	O-D-REB-AVG.	PF-DQ	AST	TO	BLK	STL	PTS-PPG
2021-22	9-15-24-2.4	26-1	3	12	7	3	40-4.0
TOTALS	9-15-24-2.4	26-1	3	12	7	3	40-4.0

PLAYER BIOS



JONAH CARRASCO (cuh-RASS-ko) **#24**

Senior | Forward
6-9 | 220
Wichita, Kan.
Wichita North (Otero J.C.)

Birthdate: Jan. 19, 1999 (age 22)
Major: General Studies

CAREER/SEASON HIGHS

CAREER HIGH	CATEGORY	SEASON HIGH
8 vs. Spalding (11/23/2021)	PTS	8 vs. Spalding (11/23/2021)
7 at UTSA (11/17/2021)	REB	7 at UTSA (11/17/2021)
1 vs. Detroit Mercy (12/2/2021)	AST	1 vs. Detroit Mercy (12/2/2021)
4 vs. Spalding (11/23/2021)	FG	4 vs. Spalding (11/23/2021)
5 vs. Spalding (11/23/2021)	FGA	5 vs. Spalding (11/23/2021)
---	3FG	---
---	3FGA	---
3 vs. Detroit Mercy (12/2/2021)	FT	3 vs. Detroit Mercy (12/2/2021)
4 vs. Detroit Mercy (12/2/2021)	FTA	4 vs. Detroit Mercy (12/2/2021)
1 at Youngstown State (2/19/21)	STL	---
2 - 3x	BLK	2 - 3x
19 - twice	MIN	19 - twice

GAME-BY-GAME

Opponent	MIN	FG	3FG	FT	O-D-T	PF	A	TO	B	S	PTS
Anderson	12	1-7	0-0	0-0	2-2-4	1	0	0	0	0	2
at Butler*	17	1-2	0-0	0-2	0-0-0	3	0	0	1	0	2
at Evansville*	13	3-4	0-0	1-1	0-1-1	2	0	0	0	0	7
vs. Denver*	17	0-1	0-0	0-0	3-3-6	2	0	3	0	0	0
vs. TAMUCC*	6	0-1	0-0	0-0	1-3-4	3	0	0	2	0	0
at UTSA*	15	1-2	0-0	1-2	4-3-7	1	0	0	0	0	3
Spalding*	19	4-5	0-0	0-1	4-2-6	2	0	1	2	0	8
Detroit Mercy*	19	1-3	0-0	3-4	0-2-2	2	1	0	0	0	5
Oakland*	17	0-1	0-0	2-2	0-3-3	1	0	1	0	0	2
at Tenn. St.	12	1-3	0-0	0-0	1-0-1	2	0	1	0	0	2
Chicgo St.	16	0-1	0-0	0-0	2-1-3	1	0	1	2	0	0
Morehead St.											
Cleveland St.											
Purdue FW											
at Northern Ky.											
at Wright St.											
UIC											
at Green Bay											
at Milwaukee											
Wright St.											
Northern Ky.											
at Oakland											
at Detroit Mercy											
Y'town St.											
Robert Morris											
at Purdue FW											
at Cleveland St.											
at UIC											
at Robert Morris											
at Y'town St.											
Milwaukee											
Green Bay											
HL - 1st Rd.											
HL - 2nd Rd.											
HL Semis											
HL Finals											


* denotes starter

CAREER STATS

Season	GP-GS	MIN-Avg	FG	Pct.	3FG	Pct.	FT	Pct.
2020-21	14-0	50-3.6	2-4	.500	0-0	.000	0-1	.000
2021-22	10-8	150-15.0	11-23	.478	0-0	.000	7-12	.583
TOTALS	24-8	200-8.3	13-27	.481	0-0	.000	7-13	.538

REBOUNDS

Season	O-D-REB-AVG.	PF-DQ	AST	TO	BLK	STL	PTS-PPG
2020-21	2-3-5-0.4	10-0	0	6	3	1	4-0.3
2021-22	15-18-33-3.3	19-0	1	7	7	0	29-2.9
TOTALS	17-21-38-1.6	29-0	1	13	10	1	33-1.4



BOSTON STANTON III **#25**

Freshman | Guard
6-5 | 190
Denver, Colorado
Denver East

Birthdate: Mar. 19, 2003 (age 18)
Major: Psychology

CAREER/SEASON HIGHS

CAREER HIGH	CATEGORY	SEASON HIGH
8 vs. Spalding (11/23/2021)	PTS	8 vs. Spalding (11/23/2021)
5 vs. Denver (11/15/2021)	REB	5 vs. Denver (11/15/2021)
3 - 3x	AST	3 - 3x
2 - 6x	FG	2 - 6x
9 - twice	FGA	9 - twice
2 - twice	3FG	2 - twice
7 vs. Detroit Mercy (12/2/2021)	3FGA	7 vs. Detroit Mercy (12/2/2021)
2 vs. Spalding (11/23/2021)	FT	2 vs. Spalding (11/23/2021)
3 vs. Chicago State (12/16/2021)	FTA	3 vs. Chicago State (12/16/2021)
1 at Butler (11/9/2021)	STL	1 at Butler (11/9/2021)
1 vs. TAMUCC (11/16/2021)	BLK	1 vs. TAMUCC (11/16/2021)
31 vs. Chicago State (12/16/2021)	MIN	31 vs. Chicago State (12/16/2021)

GAME-BY-GAME

Opponent	MIN	FG	3FG	FT	O-D-T	PF	A	TO	B	S	PTS
Anderson	23	0-5	0-1	2-3	0-5-5	1	7	2	0	0	2
at Butler*	23	2-4	1-3	0-0	0-1-1	0	3	1	0	1	5
at Evansville*	21	1-6	1-4	0-0	0-3-3	1	1	2	0	0	3
vs. Denver*	18	1-5	0-2	0-2	0-5-5	1	3	2	0	0	2
vs. TAMUCC*	12	1-1	1-1	0-0	0-3-3	1	2	4	1	0	3
at UTSA*	28	2-7	1-2	0-0	0-3-3	2	3	4	0	0	5
Spalding*	26	2-8	2-6	2-2	0-0-0	2	2	3	0	0	8
Detroit Mercy*	19	2-9	2-7	0-0	0-0-0	0	0	2	0	0	6
Oakland*	26	1-8	0-3	0-1	1-0-1	1	0	3	0	0	2
at Tenn. St.*	18	2-5	1-2	0-0	0-3-3	1	0	2	0	0	5
Chicgo St.*	31	2-9	1-5	1-3	0-1-1	2	0	2	0	0	6
Morehead St.											
Cleveland St.											
Purdue FW											
at Northern Ky.											
at Wright St.											
UIC											
at Green Bay											
at Milwaukee											
Wright St.											
Northern Ky.											
at Oakland											
at Detroit Mercy											
Y'town St.											
Robert Morris											
at Purdue FW											
at Cleveland St.											
at UIC											
at Robert Morris											
at Y'town St.											
Milwaukee											
Green Bay											
HL - 1st Rd.											
HL - 2nd Rd.											
HL Semis											
HL Finals											

* denotes starter

CAREER STATS

Season	GP-GS	MIN-Avg	FG	Pct.	3FG	Pct.	FT	Pct.
2021-22	10-10	224-22.4	16-62	.258	10-35	.286	3-8	.375
TOTALS	10-10	224-22.4	16-62	.258	10-35	.286	3-8	.375

REBOUNDS

Season	O-D-REB-AVG.	PF-DQ	AST	TO	BLK	STL	PTS-PPG
2021-22	1-19-20-2.0	13-0	14	25	1	1	45-4.5
TOTALS	1-19-20-2.0	13-0	14	25	1	1	45-4.5

PLAYER BIOS



DIMITAR PANDEV

(DIM-ee-tar) (PAN-dev)

#33

Senior | Forward

6-10 | 225

Strumica, Macedonia

The Skill Factory (Clarendon College)

Birthdate: Oct. 9, 1997 (age 24)

Major: General Studies

CAREER/SEASON HIGHS

CAREER HIGH	CATEGORY	SEASON HIGH
8 at Tennessee State (12/10/2021)	PTS	8 at Tennessee State (12/10/2021)
6 vs. Cleveland State (1/1/21)	REB	5 at Tennessee State (12/10/2021)
3 vs. Cleveland State (1/1/21)	AST	2 vs. Spalding (11/23/2021)
3 - twice	FG	3 - twice
7 vs. Tennessee State (12/12/20)	FGA	5 vs. Spalding (11/23/2021)
1 - 3x	3FG	1 vs. Spalding (11/23/2021)
3 - twice	3FGA	3 vs. Spalding (11/23/2021)
2 at Tennessee State (12/10/2021)	FT	2 at Tennessee State (12/10/2021)
3 at Tennessee State (12/10/2021)	FTA	3 at Tennessee State (12/10/2021)
1 - twice	STL	1 vs. Spalding (11/23/2021)
1 - twice	BLK	1 at Tennessee State (12/10/2021)
16 - twice	MIN	16 vs. Spalding (11/23/2021)

GAME-BY-GAME

Opponent	MIN	FG	3FG	FT	O-D-T	PF	A	TO	B	S	PTS
Anderson	11	2-2	0-0	0-0	2-5-7	2	0	1	0	0	4
at Butler	3	1-1	0-0	0-0	0-0-0	0	0	0	0	0	2
at Evansville	4	0-1	0-0	0-0	0-1-1	0	0	0	0	0	0
vs. Denver	4	0-0	0-0	0-0	0-0-0	0	0	1	0	0	0
vs. TAMUCC	12	1-2	0-0	0-0	0-2-2	0	0	0	0	0	2
at UTSA	1	1-1	0-0	0-0	0-0-0	1	0	0	0	0	2
Spalding	16	3-5	1-3	0-0	1-3-4	0	2	1	0	1	7
Detroit Mercy	4	0-1	0-1	0-0	2-1-3	1	0	2	0	0	0
Oakland	4	0-1	0-0	0-0	1-2-3	1	0	2	0	0	0
at Tenn. St.	13	3-4	0-0	2-3	1-4-5	0	0	1	1	0	8
Chicagao St.	5	0-1	0-0	0-0	0-1-1	0	0	0	0	0	0
Morehead St.											
Cleveland St.											
Purdue FW											
at Northern Ky.											
at Wright St.											
UIC											
at Green Bay											
at Milwaukee											
Wright St.											
Northern Ky.											
at Oakland											
at Detroit Mercy											
Y'town St.											
Robert Morris											
at Purdue FW											
at Cleveland St.											
at UIC											
at Robert Morris											
at Y'town St.											
Milwaukee											
Green Bay											
HL - 1st Rd.											
HL - 2nd Rd.											
HL Semis											
HL Finals											

* denotes starter


CAREER STATS

Season	GP-GS	MIN-Avg	FG	Pct.	3FG	Pct.	FT	Pct.
2020-21	7-3	60-8.6	4-17	.235	2-8	.250	1-3	.333
2021-22	10-0	66-6.6	9-17	.529	1-4	.250	2-3	.667
TOTALS	17-3	126-7.4	13-34	.382	3-12	.250	3-6	.500

REBOUNDS

Season	O-D-REB-AVG.	PF-DQ	AST	TO	BLK	STL	PTS-PPG
2020-21	5-8-13-1.9	5-0	4	4	1	1	11-1.6
2021-22	5-14-19-1.9	3-0	2	7	1	1	21-2.1
TOTALS	10-22-32-1.9	8-0	6	11	2	2	32-1.9

2021-2022 REDSHIRTS



ZACH GUNN

Grad Student | Forward

6-6 | 210

Fishers, Ind.

Hamilton Southeastern (Ball State)

Birthdate: Nov. 6, 1998 (age 23)

Major: Organizational Leadership MS

#15

CAREER/SEASON HIGHS

CAREER HIGH	CATEGORY	SEASON HIGH
17 vs. Tiffin (11/27/18)	PTS	
9 at Buffalo (1/29/19)	REB	
4 vs. Toledo (2/17/18)	AST	
5 - 3x	FG	
13 vs. Kent State (3/8/18)	FGA	
5 vs. Kent State (3/8/18)	3FG	
11 vs. Kent State (3/8/18)	3FGA	
5 - twice	FT	
6 - twice	FTA	
1 - 11x	STL	
3 at Bucknell (11/22/17)	BLK	
28 vs. Kent State (2/2/19)	MIN	


CAREER STATS

Season	GP-GS	MIN-Avg	FG	Pct.	3FG	Pct.	FT	Pct.
2017-18*	25-0	359-14.4	40-110	.364	23-72	.319	21-27	.778
2018-19*	27-0	386-14.3	44-110	.400	34-95	.358	23-28	.821
2019-20*	Did not play - redshirted							
2020-21*	17-3	176-10.4	20-46	.435	14-35	.400	4-5	.800
TOTALS	0-0	0-0.0	0-0	.000	0-0	.000	0-0	.000

REBOUNDS

Season	O-D-REB-AVG.	PF-DQ	AST	TO	BLK	STL	PTS-PPG
2017-18*	12-58-70-2.8	53-3	18	24	9	5	124-5.0
2018-19*	10-67-77-2.9	50-3	11	9	2	4	145-5.4
2019-20*	Did not play - redshirted						
2020-21*	7-30-37-2.2	30-1	7	6	2	2	58-3.4
TOTALS	0-0-0-0.0	0-0	0	0	0	0	0-0.0

*at Ball State | TOTALS only reflect IUPUI totals



KALEB EDWARDS

Freshman | Guard

6-3 | 175


Fishers, Ind.

Guerin Catholic

Birthdate: May 22, 2003 (age 18)

Major: Business

#11



DEREK PETERSEN

R-Freshman | Guard

6-2 | 175

Greenwood, Ind.

Greenwood Christian (Hope College)

Birthdate: May 21, 2001 (age 20)

Major: Computer Engineering

#20

2022-2023 SIGNEEs



KHARYE CAYNE

Junior | Forward
6-10
Raleigh, N.C.
USC Salkehatchie

QUICK NOTES

- Averaged 7.6 points, 8.8 rebounds and 4.5 blocked shots per game as a red-shirt freshman at USC Salkehatchie while shooting 61 percent from the floor and 46 percent from three-point range
- Was invited to the All-American JUCO Showcase in July 2021
- Redshirted as a true freshman at Hutchinson J.C. in 2019-20




COOPER DEWITT

Junior | Guard
6-6
Pasco, Wash.
North Idaho College

QUICK NOTES

- Averaged 8.8 points, 4.5 rebounds and 4.3 assists per game as a freshman at North Idaho College while shooting 50 percent overall and 41.2 percent from three in 2020-21
- Named Mid-Columbia Conference Player of the Year and Defensive Player of the Year as a senior at Chiawana (Wash.) High School after averaging 14 points and 6 assists per game




DAYLAN HAMILTON

Junior | Guard
6-3
Houston, Texas
Triton College

QUICK NOTES

- Played the 2020-21 season at Western Michigan where he averaged 3.0 points and 0.9 rebounds per game in 15 appearances
- Averaged 26 points per game as a senior at Klein Forest (Texas) High School, earning Texas Association of Basketball Coaches' Class 6A First Team All-State honors
- Named the District 15-6A Most Valuable Player and All-Region honoree




AMHAD JARRARD

Freshman | Guard
6-5
Indianapolis, Ind.
Mt. Vernon H.S.

QUICK NOTES

- 2021 Hancock County Player of the Year and two-time Hoosier Heritage Conference honoree
- Was an honorable mention underclass All-State selection
- Averaged 12.9 points, 3.5 rebounds and 2.6 assists per game as a junior while shooting 55 percent from the floor
- Averaged 10.7 points, 4.7 rebounds and 3.4 assists per game his sophomore season



ARMON JARRARD

Freshman | Guard
6-3
Indianapolis, Ind.
Mt. Vernon H.S.

QUICK NOTES

- Named First Team All-Hancock County as a junior and underclass All-State
- Averaged 12.8 points, 4.0 rebounds, 2.3 assists and 2.2 steals per game as a junior while knocking down 42 percent from three-point range
- He and his twin brother helped Mt. Vernon to a 17-7 mark as juniors and a sectional title

FORMER JAGUARS IN THE PROs

George Hill - Milwaukee Bucks (NBA)

- averaging 7.7 ppg, 3.4 rpg and 2.5 apg this season
- 14th season in the NBA
- averages 10.9 ppg, 3.1 rpg and 3.1 apg for his career (841 games)

Elyjah Goss - Borås Basket (Sweden)

- averaging 8.5 ppg and 6.5 rpg in his first season
- Borås Basket (10-5) is ranked No. 3 in the Sweden Basketligan and is amidst a six-game winning streak

Marcus Burk - Grand Rapids Gold (NBA G League)

- averaging 6.6 ppg and ranks among the league leaders in 3FG% (44.7%)
- was recently flanked by four former NBA players on the court for Grand Rapids: Isaiah Thomas, Lance Stephenson & Nik Stauskas

Ahmed Ismail - Doha Club (Saudi Arabia)

- Averaging 25.0 ppg, 16.0 rpg and 1.5 bpg in four games for Doha
- Recently had a double-double of 26 pts, 31 reb and 4 blk

Alex Young - Al Sharjah (UAE ULB)

Robert Glenn - Metros (Dominican Republic LNB)

D.J. McCall - Albacete (Spanish LEB Silver)

Kellon Thomas - Columbus Condors (TBL)



LAST FOUR BOX SCORES

GAME #7 • DETROIT MERCY 69, IUPUI 45 (INDIANAPOLIS - INDIANA FARMERS COLISEUM)

Record: 2-5 (2-0)														
NO. Name	Min	FG M-A	3P M-A	FT M-A	Rebounds OR DR TOT	Fouls PF FD	TP	AS	TO	ST	Blocks BS BA	+/-		
1 Noah Waterman	F 21:26	3-7	2-5	0-0	1 4 5	1 3	8	0	0	1	0	0	13	
5 Madul Akec	F 34:48	8-13	0-1	4-5	4 3 7	2 6	20	1	4	2	1	1	25	
41 Willy Isiani	F 23:31	2-3	2-2	2-2	0 1 1	1 4	8	1	2	1	1	0	23	
0 Antoine Davis	G 39:47	5-13	5-12	4-4	1 3 4	2 3	19	10	4	2	0	0	24	
11 Jeremy Shaw	G 31:59	2-6	0-2	1-1	1 5 6	2 1	5	1	0	1	0	0	21	
21 Kevin McAdoo	30:55	3-8	1-4	0-0	1 1 2	3 1	7	1	1	1	0	0	15	
15 Prince Odoro	10:21	1-1	0-0	0-2	1 0 1	2 2	2	2	2	1	0	0	2	
13 Matt Johnson	00:13	0-0	0-0	0-0	0 0 0	0 0	0	0	0	0	0	0	0	
2 Kyle LeGreair	05:30	0-0	0-0	0-0	0 0 0	0 1	0	0	0	0	0	0	-1	
33 Buay Koka	01:30	0-0	0-0	0-0	0 0 0	0 0	0	0	0	0	0	0	-2	
Team					0 6 6		0	2						
Totals		24-51	10-26	11-14	9 23 32	13 21	69	14	15	9	2	1	24	

Technical Fouls:NONE

Shooting By Period	
1 st FG%	13-28 46.4%
3PT%	5-12 41.7%
FT%	7-9 77.8%
2 nd FG%	11-23 47.8%
3PT%	5-14 35.7%
FT%	4-5 80%
GM FG%	24-51 47.1%
3PT%	10-26 38.5%
FT%	11-14 78.6%

Dead Ball Rebounds: 1, 0

Record: 1-7 (0-2)														
NO. Name	Min	FG M-A	3P M-A	FT M-A	Rebounds OR DR TOT	Fouls PF FD	TP	AS	TO	ST	Blocks BS BA	+/-		
24 Jonah Carrasco	F 18:38	1-3	0-0	3-4	0 2 2	2 4	5	1	0	0	0	0	-21	
00 B.J. Maxwell	G 28:37	4-9	1-3	1-2	2 2 4	1 1	10	1	6	1	0	1	-14	
1 KJ Pruitt	G 31:26	3-8	0-2	0-0	2 2 4	3 2	6	3	1	2	0	1	-23	
5 Nathan McClure	G 12:18	0-2	0-1	0-0	0 2 2	2 0	0	0	1	0	0	0	-15	
25 Boston Stanton III	G 19:10	2-9	2-7	0-0	0 0 0	2 0	6	0	2	0	0	0	-20	
2 Bobby Harvey	18:54	2-6	2-3	0-1	0 2 2	5 2	6	0	3	0	0	0	-7	
10 Mike DePersia	22:09	2-4	1-3	0-0	0 0 0	1 0	5	3	3	1	0	0	-4	
23 Chuks Isitua	16:48	1-1	0-0	1-2	2 2 4	3 1	3	0	0	2	1	0	-11	
12 Azariah Seay	14:49	1-2	0-1	0-0	1 2 3	1 1	2	1	2	1	0	0	-11	
33 Dimitar Pandev	04:34	0-1	0-1	0-0	2 1 3	1 0	0	0	2	0	0	0	-7	
4 Bakari LaStrap	12:37	0-4	0-0	2-2	0 1 1	1 0	2	4	0	0	0	0	-2	
Team					3 4 7		0	1						
Totals		16-49	6-21	7-11	12 20 32	21 13	45	13	21	7	1	2	-24	

Technical Fouls:NONE

Shooting By Period	
1 st FG%	4-22 18.2%
3PT%	2-12 16.7%
FT%	2-5 40%
2 nd FG%	12-27 44.4%
3PT%	4-9 44.4%
FT%	5-6 83.3%
GM FG%	16-49 32.7%
3PT%	6-21 28.6%
FT%	7-11 63.6%

Dead Ball Rebounds: 2, 0

UDM		IUPUI	
Biggest lead	28 (2 nd 19:48)	0 (1 st 20:00)	
Best Scoring Run	13 (1 st 4:33)	7 (2 nd 10:40)	
Lead Changes	0	7	
Times Tied	0	0	
Time with Lead	39:12	00:00	

Points from Turnovers		UDM	IUPUI
Paint	26	16	
Second Chance	6	1	
Fast Breaks	7	4	
Bench	9	18	

Period by Period Scoring			
1st	2nd	TOT	
UDM	38	31	69
IUPUI	12	33	45

GAME #8 • OAKLAND 78, IUPUI 45 (INDIANAPOLIS - INDIANA FARMERS COLISEUM)

Record: 9-2 (3-0)														
NO. Name	Min	FG M-A	3P M-A	FT M-A	Rebounds OR DR TOT	Fouls PF FD	TP	AS	TO	ST	Blocks BS BA	+/-		
1 Jamal Cain	F 30:04	5-15	0-4	4-4	4 4 8	3 7	14	1	1	1	0	0	35	
3 Micah Parrish	F 28:36	3-5	1-3	7-7	0 5 5	2 4	14	1	3	3	0	0	23	
4 Trey Townsend	F 31:47	6-9	0-1	2-4	2 5 7	2 3	14	3	2	2	3	0	23	
23 Chris Conway	F 11:19	1-2	0-0	0-0	1 1 2	0 0	2	0	0	0	0	0	-1	
34 Jalen Moore	G 32:50	2-7	1-4	10-10	0 0 0	2 6	15	6	0	3	0	1	29	
13 Oseal Price	16:54	1-4	1-4	2-2	0 1 1	1 1	5	1	2	0	1	0	16	
0 Zion Young	13:28	2-8	1-6	0-1	0 2 2	1 2	5	0	0	0	0	0	5	
2 Will Shepherd	10:08	0-1	0-0	2-2	1 1 2	2 1	2	0	0	0	0	0	15	
11 Blake Lampman	13:53	2-4	2-4	0-0	1 1 2	0 1	6	0	0	0	0	0	17	
5 Emmanuel Newsome	04:36	0-0	0-0	1-2	1 0 1	0 1	1	1	0	0	0	0	4	
14 Brody Parker	06:25	0-1	0-1	0-0	0 1 1	0 0	0	0	0	0	0	0	4	
Team					1 3 4		0	0						
Totals		22-56	6-27	28-32	11 24 35	14 26	78	13	8	9	4	1	33	

Technical Fouls:NONE

Shooting By Period	
1 st FG%	12-29 41.4%
3PT%	3-13 23.1%
FT%	9-11 81.8%
2 nd FG%	10-27 37.0%
3PT%	3-14 21.4%
FT%	22-56 39.3%
3PT%	6-27 22.2%
FT%	28-32 87.5%

Dead Ball Rebounds: 2, 0

Record: 1-8 (0-3)														
NO. Name	Min	FG M-A	3P M-A	FT M-A	Rebounds OR DR TOT	Fouls PF FD	TP	AS	TO	ST	Blocks BS BA	+/-		
24 Jonah Carrasco	F 16:20	0-1	0-0	2-2	0 3 3	1 2	2	0	1	0	0	0	-4	
00 B.J. Maxwell	G 38:03	8-18	0-5	3-4	4 5 9	4 2	19	0	5	2	0	1	-31	
1 KJ Pruitt	G 32:23	2-5	0-1	0-0	2 4 6	4 0	4	4	5	0	0	0	-29	
5 Nathan McClure	G 20:20	1-1	0-0	0-0	0 2 2	4 1	2	0	2	0	0	0	-11	
25 Boston Stanton III	G 25:44	1-8	0-3	0-1	1 0 1	1 2	2	0	3	0	0	0	-25	
10 Mike DePersia	21:36	3-6	1-3	2-3	1 3 4	2 3	9	3	0	0	1	0	-20	
12 Azariah Seay	08:52	0-1	0-1	0-0	1 1 2	0 0	0	2	0	1	0	0	-8	
23 Chuks Isitua	19:18	2-5	0-0	0-0	0 3 3	5 1	4	0	1	0	0	0	-22	
4 Bakari LaStrap	13:02	1-5	1-3	0-0	2 2 2	3 3	1	2	0	0	1	0	-1	
33 Dimitar Pandev	04:22	0-1	0-0	0-0	1 2 3	1 0	0	0	2	0	0	1	-7	
Team					2 0 2		0	0						
Totals		18-51	2-16	7-10	11 25 36	26 14	45	8	23	2	1	4	-33	

Technical Fouls:NONE

OAK		IUPUI	
Biggest lead	34 (2 nd 5:46)	2 (1 st 15:48)	
Best Scoring Run	16 (2 nd 7:25)	7 (2 nd 12:52)	
Lead Changes	2	9	
Times Tied	1	6	
Time with Lead	36:26	00:56	

Points from Turnovers		OAK	IUPUI
Paint	28	24	
Second Chance	20	9	
Fast Breaks	5	6	
Bench	19	16	

Period by Period Scoring			
1st	2nd	TOT	
OAK	36	42	78
IUPUI	20	25	45

GAME #9 • TENNESSEE STATE 70, IUPUI 44 (NASHVILLE, TENN. - GENTRY CENTER)

Record: 1-8														
NO. Name	Min	FG M-A	3P M-A	FT M-A	Rebounds OR DR TOT	Fouls PF FD	TP	AS	TO	ST	Blocks BS BA	+/-		
23 Chuks Isitua	F 15:45	0-1	0-0	2-2	2 0 2	2 3	2	1	1	0	1	1	-11	
00 B.J. Maxwell	G 36:39	3-11	0-5	2-2	0 2 2	2 3	8	0	2	1	0	1	-20	
1 KJ Pruitt	G 31:38	4-8	1-2	1-1	3 2 5	0 3	10	1	5	2	1	0	-9	
10 Mike DePersia	F 17:31	0-3	0-1	0-0	0 1 1	0 2	0	0	1	0	0	0	-14	
25 Boston Stanton III	G 18:05	2-5	1-2	0-0	0 3 3	1 1	5	0	2	0	0	0	-6	
2 Bobby Harvey	02:24	0-3	0-1	0-0	1 0 1	0 0	0	0	0	0	0	0	-8	
5 Nathan McClure	29:23	1-4	0-3	0-0	1 4 5	4 0	2	4	1	0	0	0	-15	
24 Jonah Carrasco	11:19	1-3	0-0	0-0	1 0 1	2 0	2	0	1	0	0	0	-10	
4 Bakari LaStrap	15:53	3-3	1-1	0-1	0 0 0	1 1	7	1	3	0	0	0	-19	
12 Azariah Seay	08:27	0-3	0-2	0-0	0 3 3	0 0	0	0	1	0	0	0	-11	
33 Dimitar Pandev	12:56	3-4	0-0	2-3	1 4 5	0 2	8	0	1	0	1	0	-5	
Team					2 2 4		0	1						
Totals		17-48	3-17	7-9	11 21 32	12 15	44	7	19	3	3	4	-26	

Technical Fouls:NONE

Shooting By Period	
1 st FG%	6-26 23.1%
3PT%	1-7 14.3%
FT%	4-4 100%
2 nd FG%	11-22 50.0%
3PT%	2-10 20.0%
FT%	3-5 60%
GM FG%	17-48 35.4%
3PT%	3-17 17.6%
FT%	7-9 77.8%

Dead Ball Rebounds: 0, 0

Tennessee St - 70															Record: 2-8															Tennessee State - 70														
NO.	Name	Min	FG M-A	3P M-A	FT M-A	Rebounds OR DR TOT	Fouls PF FD	TP	AS	TO	ST	Blocks BS BA	+/-	Shooting By Period																														
11	Kassim Nicholson	F 25:22	5-8	0-1	0-0	2 1 3	1 1	10	0	0	1	0	0	1st	3PT	13-26	50.0%																											
23	Emmanuel Dowouona	C 17:23	1-3	0-0	2-2	3 3 6	1 4	1	0	2	1	0	0	2nd	3PT	4-10	40.0%																											
1	Marcus Fitzgerald Jr.	G 33:06	2-12	2-6	3-3	0 2 2	3 3	1	9	3	1	0	0	3rd	FT%	3-3	100.0%																											
2	Kenny Marshall, Jr.	G 18:57	3-5	1-3	1-1	0 3 3	1 1	8	0	3	1	1	0	2nd	3PT	12-25	48.0%																											
21	Carlo Cooper	G 32:55	2-4	1-2	2-2	0 4 4	2 3	7	6	0	2	0	1	25	FT%	4-9	44.4%																											
4	Christian Brown	L 18:38	4-7	0-1	3-4	0 0 0	2 2	11	0	0	4	2	1	28	GM	FT%	9-11	81.8%																										
14	Shakem Johnson	20:44	0-2	0-0	0-0	1 3 4	0 0	0	0	0	2	0	0	11	3PT	25-49	49.0%																											
20	Dedric Boye	25:17	8-10	4-6	0-0	0 4 4	1 1	20	2	2	0	0	0	22	FT%	8-19	42.1%																											
3	Tajik Bartholomew	04:25	0-0	0-0	0-0	0 0 0	1 0	0	0	0	0	0	0	6	FT%	12-14	85.7%																											
44	David Acosta	03:13	0-0	0-0	1-2	0 2 2	0 1	1	2	0	0	0	0	2	Dead Ball Rebounds: 0																													
Team						3 0 3		0	1																																			
Totals			25-51	8-19	12-14	7 22 29	15 12	70	13	9	10	4	3	26																														